

TOOLING SYSTEM

CLASSIFICATION OF CARTRIDGE / BORING..... M002
CLASSIFICATION OF QUICK CHANGE M003



CARTRIDGE / BORING

For further details on the products, please refer to the "CUSTOMIZED TOOLS CATALOGUE (C500G)".

CARTRIDGE (ISO)

LL type



Negative insert
Lever lock type

BC type



Positive insert
Clamp on type

SS type



Positive insert
Screw on type

BORING UNIT Precision finish boring unit

FA type



Angular type

FV type



Vertical type

BORING BARS (MI)

SBR type


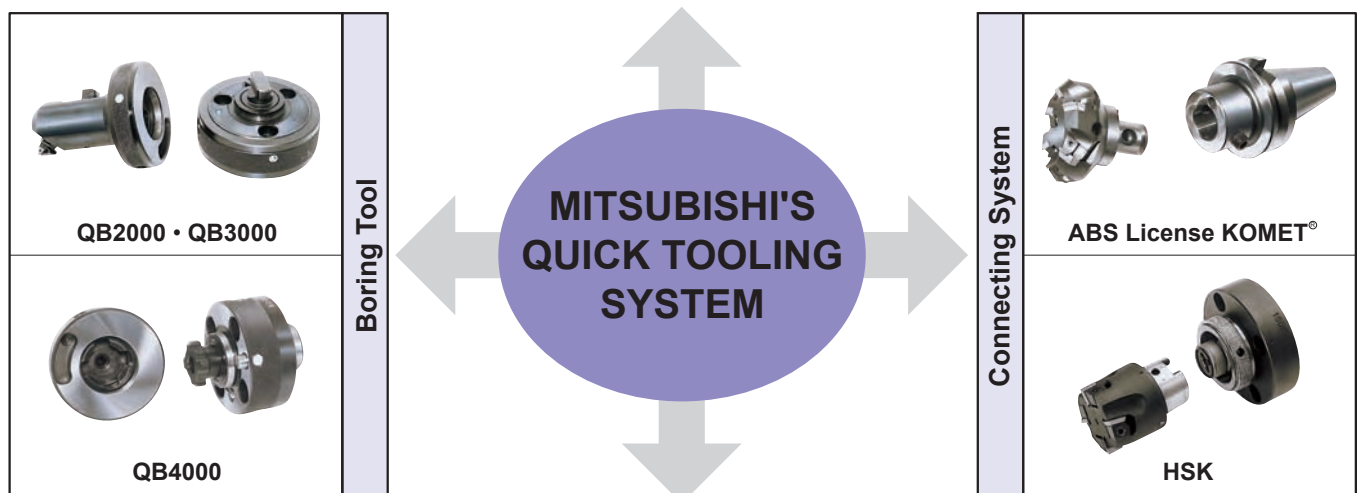



CLASSIFICATION OF QUICK CHANGE MODULAR TOOLING SYSTEM

For further details on the products, please refer to the "CUSTOMIZED TOOLS CATALOGUE (C500G)".

Mitsubishi's quick change system is a must for improving efficiency in mass production lines.

- Shorten tool change time and increase machine efficiency.
- Reduce tool weight to make tool changing easier and safer.
- Improve cutting edge accuracy.



CLASSIFICATION

TOOLING SYSTEM

Memo

A series of horizontal dotted lines for writing, spanning the width of the page.