

TURNING TOOLS

BRAZED TOOLS

CARBIDE BLANK FOR TURNING TOOLS	654
CARBIDE RODS	656
BRAZED TOOL HOLDERS	657

CARBIDE BLANK FOR TURNING TOOLS

Type	Geometry	Order Number	Stock								Dimensions (mm)			
			P			M	K				A	B	C	R
			ST110 (HW-P10) *	ST120 (HW-P20) *	ST140T (HW-P40) *	UT120T (HW-M20) *	HT103A (HW-K01) *	HT105T (HW-K01) *	HT110 (HW-K10) *	HT120 (HW-K20) *				
01 Type For 31,32 Type		01-0	●	●	□	●	●	●	●	□	10	6	3	4
		01-1	●	●	●	●	●	●	●	●	13	9	3	5
		01-2	●	●	●	●	●	●	●	●	16	11	4	5
		01-3	●	●	●	●	□	□	●	●	19	13	5	5
		01-4	□	●	●	●	□	□	□	□	22	15	6	8
		01-5	□	□	□	●	□	□	□	□	25	17	7	8
		01-6	□	□	□	□	□	□	□	□	30	20	8	8
02 Type For 41,42 Type		02-0	●	●	●	●	●	●	●	●	10	6	3	—
		02-1	●	●	●	●	●	●	●	●	13	9	3	—
		02-2	●	●	●	●	●	●	●	●	16	11	4	—
		02-3	●	●	●	●	●	●	●	●	19	13	5	—
		02-4	●	●	●	●	□	●	●	●	22	15	6	—
		02-5	□	●	●	●	□	●	●	●	25	17	7	—
		02-6	□	●	●	●	□	●	●	●	30	20	8	—
03 Type For 37,38,47 Type		03-0	□	●	□	●	□	□	□	□	10	—	3	—
		03-1	□	●	□	●	●	□	●	□	12	—	3	—
		03-2	□	●	□	●	●	□	●	□	15	—	4	—
		03-3	□	●	□	●	□	●	●	●	18	—	5	—
		03-4	□	□	□	□	□	□	□	□	24	—	6	—
		03-5	□	□	□	□	□	□	□	□	24	—	7	—
		03-6	□	□	□	□	□	□	□	□	28	—	8	—
04 Type For 33,34 Type		04-0	●	●	□	●	●	●	●	●	10	6	3	4
		04-1	●	●	□	●	●	●	●	●	13	9	3	5
		04-2	●	●	●	●	●	●	●	●	16	11	4	5
		04-3	●	●	●	●	●	●	●	●	19	13	5	5
		04-4	□	●	□	●	□	□	●	□	22	15	6	8
		04-5	□	□	□	□	□	□	□	□	25	17	7	8
		04-6	□	□	□	□	□	□	□	□	30	20	8	8
05 Type For 49,51 Type		05-1	□	●	□	●	□	□	●	□	5	8	3	—
		05-2	●	●	□	●	□	□	●	□	6	10	4	—
		05-3	●	●	□	●	□	□	●	□	7	12	5	—
		05-4	□	●	□	●	□	□	□	□	9	16	6	—
		05-5	□	□	□	□	□	□	□	□	10	18	7	—
		05-6	□	□	□	□	□	□	□	□	11	20	8	—
		05-7	□	□	□	□	□	□	□	□				
06 Type For 36,39,40 Type		06-0	●	●	●	●	●	●	●	●	10	10	3	2
		06-1	●	●	●	●	●	●	●	●	13	13	3	2.5
		06-2	●	●	●	●	●	●	●	●	16	16	4	3
		06-3	●	●	●	●	●	●	●	●	19	19	5	4
		06-4	□	●	□	●	□	●	●	●	22	22	6	4
		06-5	□	□	□	□	□	□	□	□	25	25	7	5
		06-6	□	□	□	□	□	□	□	□	30	30	8	6

*() : Materials for cemented carbide tools and the classification for usage.

● : Inventory maintained in Japan. (10 inserts in one case)

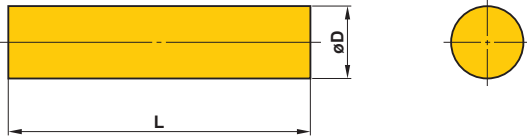
□ : Non stock, produced to order only.

Type	Geometry	Order Number	Stock							Dimensions (mm)				
			P			M	K				A	B	C	R
			ST110 (HW-P10) *	ST120 (HW-P20) *	ST140T (HW-P40) *	UT120T (HW-M20) *	HT103A (HW-K01) *	HT105T (HW-K01) *	HT110 (HW-K10) *	HT120 (HW-K20) *				
07 Type For 35 Type		07-0	●	●	□	●	□	●	□	10	10	3	—	
		07-1	□	●	□	●	□	□	●	□	13	13	3	—
		07-2	□	●	□	●	□	□	●	□	16	16	4	—
		07-3	□	●	□	●	□	□	●	□	19	19	5	—
		07-4	□	□	□	□	□	□	□	□	25	20	6	—
		07-5	□	□	□	□	□	□	□	□	25	22	7	—
		07-6	□	□	□	□	□	□	□	□	30	25	8	—
08 Type For 43 Type		08-1	●	●	●	●	●	●	●	3	8	3	—	
		08-3	●	●	●	●	●	●	●	4	13	4	—	
		08-4	●	●	●	●	●	●	●	●	5	15	5	—
		08-5	●	●	●	●	□	●	●	●	6	17	6	—
		08-6	●	●	□	●	□	□	●	●	8	20	8	—
09E Type For 95 Type		09E1	●	●	□	□	□	□	□	20	10	7	—	

* () : Materials for cemented carbide tools and the classification for usage.

BRAZED TOOLS

CARBIDE RODS



LRB SERIES

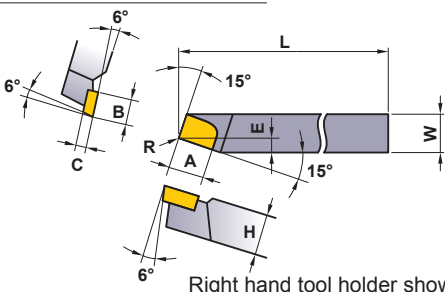
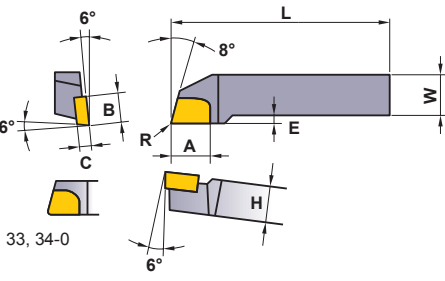
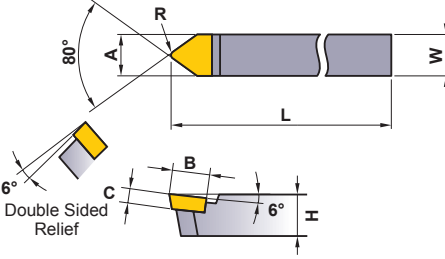
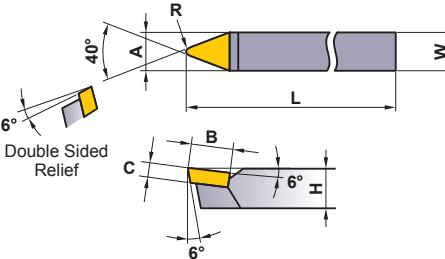
Order Number	Stock			Dimensions (mm)	
	HT10	TF15	MF10	D	L
LRB030	●	●	●	3	330
LRB040	●	●	●	4	330
LRB050	●	●	●	5	330
LRB060	●	●	●	6	330
LRB070	●	●	●	7	330
LRB080	●	●	●	8	330
LRB100	●	●	●	10	330
LRB120	●	●	●	12	330

Symbol	Dimensions (mm)	Tolerance (mm)
D	0.5–2.5	+0.5 +0.2
	3–8	+0.5 +0.3
	10–12	+0.6 +0.3

Symbol	Dimensions (mm)	Tolerance (mm)	Bend (mm)
L	240	+10 0	0.15
	330	+10 0	0.3

● : Inventory maintained in Japan. (LRB030~LRB080:10pcs/case LRB100&LRB120:5pcs/case)

BRAZED TOOL HOLDERS

Geometry	Order Number	R/L	Stock						Dimensions (mm)								Blank No.		
			P		M	K			Shank				Carbide						
			ST10	ST20	ST140T	UT120T	HT105T	HT110	HT120	W	H	L	E	A	B	C		R	
31 Type (Right Hand) 32 Type (Left Hand)  <p>Right hand tool holder shown.</p>	31-0	R	●	●	●					10	10	80	2.7	10	6	3	0.3	01-0	
	32-0	L	●	●	●					10	10	80	2.7	10	6	3	0.3	01-0	
	31-1	R	●	●	●		●			13	13	100	4	13	9	3	0.5	01-1	
	32-1	L	●	●	●		●			13	13	100	4	13	9	3	0.5	01-1	
	31-2	R	●	●	●		●			16	16	120	4.5	16	11	4	0.5	01-2	
	32-2	L	●	●	●		●			16	16	120	4.5	16	11	4	0.5	01-2	
	31-3	R	●	●	●	●	●	●			19	19	140	5.5	19	13	5	0.5	01-3
	32-3	L	●	●	●	●	●	●			19	19	140	5.5	19	13	5	0.5	01-3
	31-4	R	●	●	●	●	●	●			25	25	160	6.5	22	15	6	1	01-4
	32-4	L	●	●	●	●	●	●			25	25	160	6.5	22	15	6	1	01-4
33 Type (Right Hand) 34 Type (Left Hand)  <p>Right hand tool holder shown.</p>	33-0	R	●	●	●	●	●	●	●	10	10	80	—	10	6	3	0.3	04-0	
	34-0	L	●	●	●	●	●	●	●	10	10	80	—	10	6	3	0.3	04-0	
	33-1	R	●	●	●	●	●	●	●	13	13	100	4	13	9	3	0.5	04-1	
	34-1	L	●	●	●	●	●	●	●	13	13	100	4	13	9	3	0.5	04-1	
	33-2	R	●	●	●	●	●	●	●	16	16	120	4	16	11	4	0.5	04-2	
	34-2	L	●	●	●	●	●	●	●	16	16	120	4	16	11	4	0.5	04-2	
	33-3	R	●	●	●	●	●	●	●	19	19	140	5	19	13	5	0.5	04-3	
	34-3	L	●	●	●	●	●	●	●	19	19	140	5	19	13	5	0.5	04-3	
	33-4	R	●	●	●	●	●	●	●	25	25	160	5	22	15	6	1	04-4	
	34-4	L	●	●	●	●	●	●	●	25	25	160	5	22	15	6	1	04-4	
	33-5	R	●	●	●	●	●	●	●	25	30	180	6	25	17	7	1	04-5	
	34-5	L	●	●	●	●	●	●	●	25	30	180	6	25	17	7	1	04-5	
	33-6	R	●	●	●	●	●	●	●	30	35	200	6	30	20	8	1	04-6	
	34-6	L	●	●	●	●	●	●	●	30	35	200	6	30	20	8	1	04-6	
35 Type  <p>Double Sided Relief</p>	35-0	—	●	●	●	●	●	●	●	10	10	80	—	10	10	3	0.3	07-0	
	35-1	—	●	●	●	●	●	●	●	13	13	100	—	13	13	3	0.5	07-1	
	35-2	—	●	●	●	●	●	●	●	16	16	120	—	16	16	4	0.5	07-2	
	35-3	—	●	●	●	●	●	●	●	19	19	140	—	19	19	5	0.5	07-3	
	35-4	—	●	●	●	●	●	●	●	25	25	160	—	25	20	6	1	07-4	
36 Type  <p>Double Sided Relief</p>	36-0	—	●	●	●	●	●	●	10	10	80	—	10	10	3	2	06-0		
	36-1	—	●	●	●	●	●	●	●	13	13	100	—	13	13	3	2.5	06-1	
	36-2	—	●	●	●	●	●	●	●	16	16	120	—	16	16	4	3	06-2	
	36-3	—	●	●	●	●	●	●	●	19	19	140	—	19	19	5	4	06-3	
	36-4	—	●	●	●	●	●	●	●	25	25	160	—	22	22	6	4	06-4	
	36-5	—	●	●	●	●	●	●	●	25	30	180	—	25	25	7	5	06-5	
	36-6	—	●	●	●	●	●	●	●	30	35	200	—	30	30	8	6	06-6	

● : Inventory maintained in Japan.

BRAZED TOOLS

BRAZED TOOLS

BRAZED TOOLS

Geometry	Order Number	R/L	Stock						Dimensions (mm)								Blank No.	
			P		M	K			Shank				Carbide					
			ST10	ST20	ST140T	UT120T	HT105T	HT110	HT120	W	H	L	E	A	B	C		R
37 Type (Right Hand) 38 Type (Left Hand) <p>Right hand tool holder shown.</p>	37-1	R	●	●		●	●	●		13	13	100	5	12	—	3	0.5	03-1
	38-1	L		●				●		13	13	100	5	12	—	3	0.5	03-1
	37-2	R	●	●		●	●	●		16	16	120	6	15	—	4	0.5	03-2
	38-2	L		●		●		●		16	16	120	6	15	—	4	0.5	03-2
	37-3	R	●	●		●	●	●		19	19	140	7	18	—	5	0.5	03-3
	38-3	L		●		●	●	●	●	19	19	140	7	18	—	5	0.5	03-3
	37-4	R	●	●		●	●	●		25	25	160	10	24	—	6	1	03-4
	38-4	L		●				●		25	25	160	10	24	—	6	1	03-4
39 Type (Right Hand) 40 Type (Left Hand) <p>Right hand tool holder shown.</p>	39-0	R	●	●		●	●	●		10	10	80	5	10	10	3	2	06-0
	40-0	L		●		●	●	●	●	10	10	80	5	10	10	3	2	06-0
	39-1	R	●	●		●	●	●	●	13	13	100	7	13	13	3	2.5	06-1
	40-1	L		●		●	●	●	●	13	13	100	7	13	13	3	2.5	06-1
	39-2	R	●	●	●	●	●	●	●	16	16	120	10	16	16	4	3	06-2
	40-2	L		●	●	●	●	●	●	16	16	120	10	16	16	4	3	06-2
	39-3	R	●	●	●	●	●	●	●	19	19	140	12	19	19	5	4	06-3
	40-3	L		●	●	●	●	●	●	19	19	140	12	19	19	5	4	06-3
39-4	R	●	●	●	●	●	●	●	25	25	160	13	22	22	6	4	06-4	
40-4	L		●		●	●	●	●	25	25	160	13	22	22	6	4	06-4	
41 Type (Right Hand) 42 Type (Left Hand) <p>Right hand tool holder shown.</p>	41-0	R		●		●				10	10	80	6	10	6	3	0.3	02-0
	41-1	R	●	●		●		●	●	13	13	100	7	13	9	3	0.5	02-1
	42-1	L		●		●		●		13	13	100	7	13	9	3	0.5	02-1
	41-2	R	●	●		●	●	●		16	16	120	10	16	11	4	0.5	02-2
	42-2	L		●		●		●		16	16	120	10	16	11	4	0.5	02-2
	41-3	R	●	●		●	●	●	●	19	19	140	12	19	13	5	0.5	02-3
	42-3	L		●		●	●	●	●	19	19	140	12	19	13	5	0.5	02-3
	41-4	R	●	●		●	●	●		25	25	160	13	22	15	6	1	02-4
42-4	L		●		●		●		25	25	160	13	22	15	6	1	02-4	
43 Type	43-1	—	●	●		●	●	●	●	10	16	100	13	3	8	3	—	08-1
	43-2	—	●	●		●	●	●	●	13	19	120	16	3	8	3	—	08-1
	43-3	—	●	●	●	●	●	●	●	16	22	140	20	4	13	4	—	08-3
	43-4	—	●	●		●	●	●	●	19	25	160	25	5	15	5	—	08-4
	43-5	—		●		●				22	32	180	30	6	17	6	—	08-5

● : Inventory maintained in Japan.

Geometry	Order Number	R/L	Stock					Dimensions (mm)								Blank No.
			P	M	K	Shank				Carbide						
			ST10	ST20	UT120T	HT105T	HT110	W	H	L	d	E	I	A	B	
47Type (Right Hand) 	47-1 R ● ● ● ● ● 13 13 140 12 7 50 10 — 3 0.5 03-0 47-2 R ● ● ● ● ● 16 16 160 15 8 60 12 — 3 0.5 03-1 47-3 R ● ● ● ● ● 19 19 190 18 9 80 15 — 4 0.5 03-2 47-4 R ● ● ● ● ● 25 25 230 22 10 100 18 — 5 1 03-3															
49Type (Right Hand) 	49-1 R ● ● ● ● ● 13 13 100 — — — 5 8 3 — 05-1 49-2 R ● ● ● ● ● 16 16 120 — — — 6 10 4 — 05-2 49-3 R ● ● ● ● ● 19 19 140 — — — 7 12 5 — 05-3 49-4 R ● ● ● ● ● 25 25 160 — — — 9 16 6 — 05-4															
51Type (Right Hand) 	51-1 R ● ● ● ● ● 13 13 140 12 8 50 5 8 3 — 05-1 51-2 R ● ● ● ● ● 16 16 160 15 10 60 6 10 4 — 05-2 51-3 R ● ● ● ● ● 19 19 190 18 12 80 7 12 5 — 05-3															
95Type 	95-1 R ● ● ● ● ● 25 25 160 — 5 — 20 10 7 1 09E1															

BRAZED TOOLS