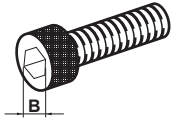


SPARE PARTS

STANDARD OF SPARE PARTS.....	1926
IDENTIFICATION	1926
SPARE PARTS.....	1927
ANTI SEIZE LUBRICANT.....	1941
REPLACEMENT PARTS FOR OLD TYPE	
TOOLS.....	1942
REPLACEMENT PARTS FOR OLD TYPE	
TOOLS(TURNING HOLDERS)	1942
REPLACEMENT PARTS FOR OLD TYPE	
TOOLS(BORING BARS)	1948
REPLACEMENT PARTS FOR OLD TYPE	
TOOLS(BORING UNITS)	1951
REPLACEMENT PARTS FOR OLD TYPE	
TOOLS(FACE MILLS).....	1952
REPLACEMENT PARTS FOR OLD TYPE	
TOOLS(END MILLS).....	1956
REPLACEMENT PARTS FOR OLD TYPE	
TOOLS(DRILLS).....	1960

IDENTIFICATION

IDENTIFICATION OF CLAMP SCREW (Metric coarse right screw thread)



H SC 060 05

Length

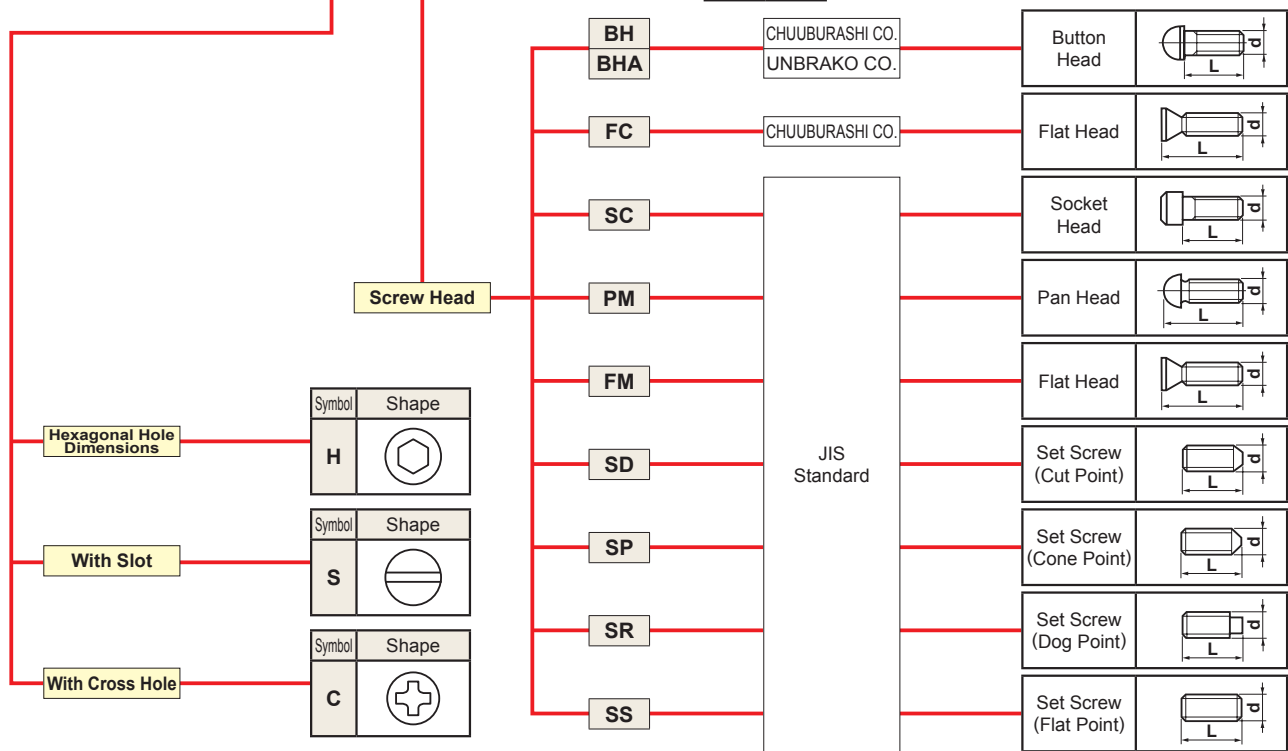
Example	
Symbol	L
05	5
10	10
20	20
30	30

Screw Diameter

Example	
Symbol	d
050	M5
060	M6

Hexagonal Hole Dimensions

Diameter	Pitch	B Dimensions			
		HBH	HFC	HSC	HS \odot
M2	0.4	—	—	1.5	0.9
M2.5	0.45	—	—	2	1.3
M3	0.5	2	2	2.5	1.5
M4	0.7	2.5	2.5	3	2
M5	0.8	3	3	4	2.5
M6	1	4	4	5	3
M8	1.25	5	5	6	4
M10	1.5	6	6	8	5



IDENTIFICATION OF WRENCH

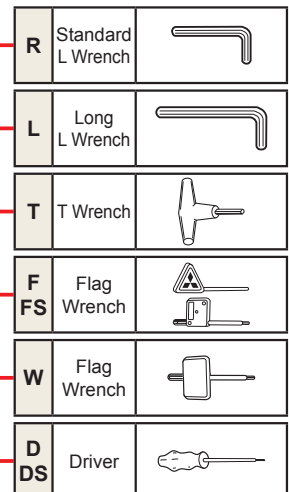
HKY 15 R

Hexagonal Wrench	
Symbol	B
15	1.5
20	2
25	2.5
30	3
35	3.5
40	4
50	5
60	6

Torx Wrench		
Symbol	B	Size
06	1.7	T6
08	2.3	T8
10	2.7	T10
15	3.3	T15
20	3.8	T20
25	4.4	T25
27	5.0	T27
30	5.5	T30

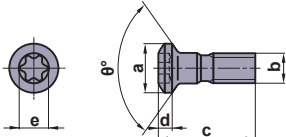
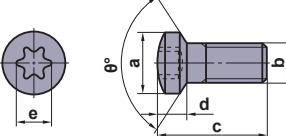
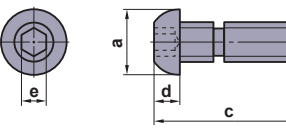
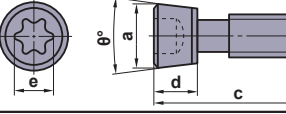
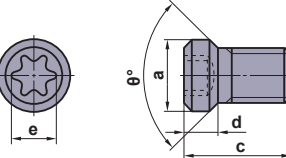
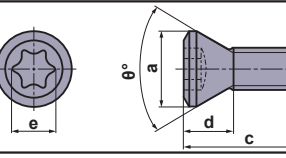
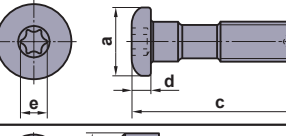
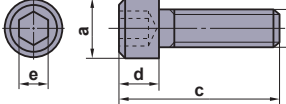
Torx plus [®] Wrench	
Symbol	Size
06	6IP
07	7IP
08	8IP
15	15IP

Symbol	Wrench
HKY	Hexagonal Wrench
TKY	Torx Wrench
TIP	Torx plus [®] Wrench



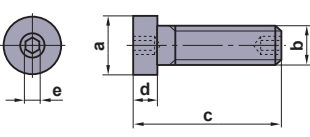
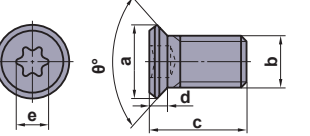
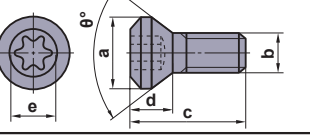
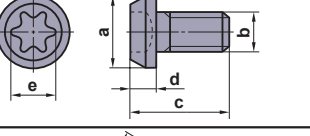
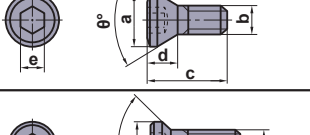
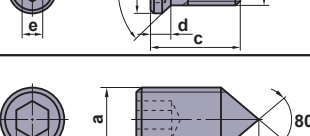
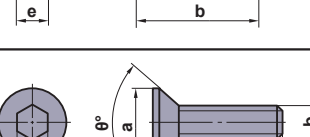
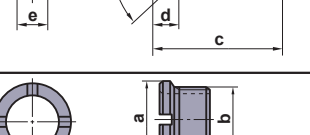
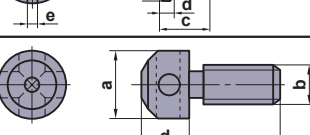
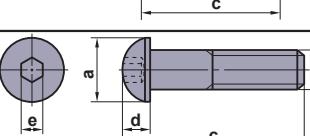
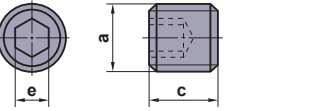

SPARE PARTS

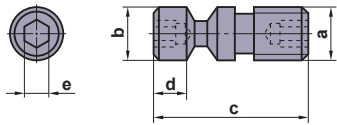
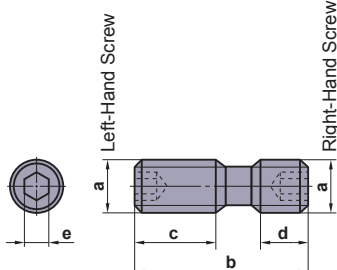
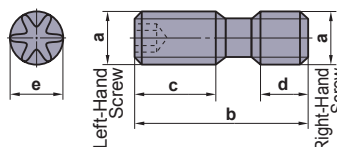
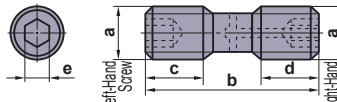
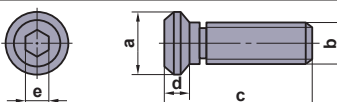
CLAMP SCREW

Geometry	Order Number	Dimensions (mm)					Angle θ°	Drive Size	Torque (N·m)	Tool Holder
		a	b	c	d	e				
	AJS3010T10	5	M3×0.5	10	1.5	2.8	120	T10	2.5	Profile Holder AJX Type Cutter
	AJS4012T15	7	M4×0.7	12	2.2	3.4	120	T15	3.5	
	AJS5014T25	8	M5×0.8	14	2.7	4.5	120	T25	7.5	
	BRS103	5	M3×0.5	9.9	2.9	3.4	120	T15	3.5	BRE Type Cutter
	BRS105	8	M5×0.8	13.8	3.8	4.5	120	T25	7.5	
	CS3(For Use with C3)	7	M4×0.7	14.6	2.6	2.5	—	—	2.2	F Type Boring Bar This clamp screw is included with the clamp as a set.
	CS4(For Use with C4)	9	M5×0.8	15.4	3.4	3	—	—	3.3	
	CS5(For Use with C5)	10.5	M6×1	22	4	4	—	—	7.0	
	CAS51T	7.9	M5×0.8	19	5	4.5	10	T25	8.5	BF407 Type Cutter
	CS200T	3.2	M2×0.4	5	1.6	1.8	90	T6	0.6	AL Holder
	CS250T	3.7	M2.5×0.45	6	1.8	2.4	90	T8	1.0	F Type Boring Bar
	* CS250560T	3.9	M2.5×0.45	5.2	2.5	2.4	60	T8	1.0	MMTI Type Boring Bar
	CS300590T	4.1	M3×0.5	5.5	2.1	2.4	90	T8	1.0	SNT Type Boring Bar
	CS300790TS	4.7	M3×0.5	7	2.3	2.8	90	T10	2.0	Milling Tools Series
	CS300890T	4.1	M3×0.5	8	2.1	2.4	90	T8	1.0	AHX640S Type Cutter
	* CS350760T	5.5	M3.5×0.6	7	4	3.4	60	T15	3.5	Boring Unit
	CS350790T	4.8	M3.5×0.6	7	2.4	2.8	90	T10	2.5	MI Type Boring Bar
	* CS350860T	5.5	M3.5×0.6	8.4	4	3.4	60	T15	3.5	
	CS350990T	4.8	M3.5×0.6	9	2.4	2.8	90	T10	2.5	
	CS400990T	6.0	M4×0.7	9	2.8	3.4	90	T15	3.5	
	CS401160T	5.7	M4×0.7	11	4.5	3.4	60	T15	3.5	
	CS401990T	6.0	M4×0.7	19	3.0	3.9	90	T20	3.5	
	CS451190T	6.3	M4.5×0.75	11	2.9	3.9	90	T20	5.0	
	* CS501160T	7.0	M5×0.8	11	3.6	3.9	60	T20	5.0	
	CS501290T	7.0	M5×0.8	11	3.5	4.5	90	T25	7.5	
* CS5015060T	7.2	M5×0.8	15	2.4	3.9	60	T20	5.0		
CS502190T	8.5	M5×0.8	21	4.0	5.1	90	T27	7.5		
CS6016060T	8.5	M6×1.0	16	4.5	4.5	60	T25	7.5		
	CSF401260T	7.2	M4×0.5	12	5.2	3.9	60	T20	5.0	PMR Type Cutter
	DC0520T	8.5	M5×0.8	22.5	2.5	3.4	—	T15	3.5	DOUBLE CLAMP Holder
	DC0621T	10.5	M6×1.0	25	4	3.9	—	T20	5.0	DOUBLE CLAMP DIMPLE BAR HSK Tool Holder
	DKS4	5.6	M4×0.7	18	3.5	3	—	—	3.3	
	DKS5	7.6	M5×0.8	19	4.5	4	—	—	7.0	

SPARE PARTS

CLAMP SCREW

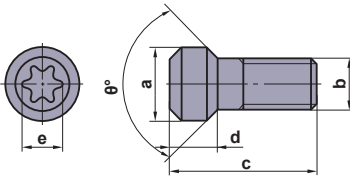
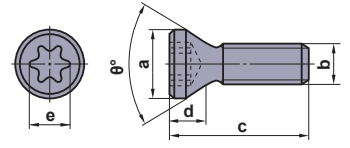
Geometry	Order Number	Dimensions (mm)					Angle θ°	Drive Size	Torque (N·m)	Tool Holder
		a	b	c	d	e				
	EGS06019	9	M6×1	22.5	3.5	3	—	—	3.3	EG Type Holder
	EGS08024	11	M8×1.25	28.5	4.5	4	—	—	7.0	
	FC400890T	5.6	M4×0.7	7.5	1.3	2.8	90	T10	2.5	AL Type Holder AL Type Boring Bar SMG Type Holder
	GY05016S	8.7	M5×0.8	16	3.5	3.9	90	T20	5.0	GY Series
	GY06013M	12	M6×1.0	18	5	5.6	—	T30	6.0	GY Series
	HFF06015	10	M6×1	15	6	5	80	—	8.2	
	HS4L	5.4	M4×0.7	14	2.3	2.5	80	—	3.8	
	HS5S	6.8	M5×0.8	9	2.8	3	80	—	3.3	
	HS5L	6.8	M5×0.8	15	2.8	3	80	—	6.6	
	HSP05008C	M5×0.8	8	—	—	2.5	—	—	2.5	MP Type Holder D Type Boring Head
	HY-A1	4.4	M3×0.5	7	2.1	2	82	—	1.5	Boring Unit
	HY-V1	5.5	M3×0.5	7	2.5	2	82	—	1.5	
	HY2	5.5	M3×0.5	10	2.5	2	82	—	1.5	
	HY3	7	M3.5×0.6	12	2.9	2	82	—	1.5	
	HY4	9.3	M5×0.8	16	3.6	3	82	—	3.3	
	JSS6	6.9	M6×0.75	4.5	1.5	0.8	—	—	—	
	JSS7	8	M7×0.75	4.4	1.5	1	—	—	—	
	KS1	7	M4×0.7	14	5	—	—	—	—	V10000 Type Cutter LL Type Cartridge BC Type Cartridge SS Type Cartridge SET/MG/DG Type Cartridge MI Type Boring Bar
	KS2	10	M6×1	18	7	—	—	—	—	
	KS3	8	M4×0.7	14	6.5	—	—	—	—	
	KS1S	7	M4×0.7	14	5	—	—	—	—	
	KS2S	10	M6×1	18	7	—	—	—	—	
	KS11	8	M5×0.8	19	3	3	—	—	3.3	
	KS12	10	M6×1	26	4	4	—	—	7.0	
	KS13	10	M6×1	30	4	4	—	—	7.0	
	KS14	13	M8×1.25	45	5	5	—	—	9.0	
	LLR1	M5×0.8	—	3.5	—	2.5	—	—	—	LL Type Cartridge
	LLR2	M6×1	—	5	—	3	—	—	—	

Geometry	Order Number	Dimensions (mm)					Angle θ°	Drive Size	Torque (N·m)	Tool Holder	
		a	b	c	d	e					
 <p>LLCS103, LLCS105 LLCS112, LLCS125 LLCS205</p> <p>The products with "*" do not have a hexagonal hole at the end marked b.</p> <p>The products with "☆" do not have a hexagonal hole at the end marked a.</p>	☆ LLCS103	M3×0.5	4	11	4.6	2	—	—	1.5	LL Type Holder	
	* LLCS105	M5×0.8	M5×0.8	10	1.5	2	—	—	1.5	P Type Boring Bar	
	LLCS106	M6×1	6	16.5	3.5	2.5	—	—	2.2	D Type Boring Head	
	* LLCS106S	M6×1	6	13.4	0.7	2.5	—	—	2.2	HSK Tool Holder	
	LLCS108	M8×1.25	8	21	6.5	3	—	—	3.3	KSMG Type Cutter	
	* LLCS108S	M8×1.25	8	16.5	2	3	—	—	3.3	LL Type Cartridge	
	LLCS110	M10×1.5	10	29	8	4	—	—	7.0	Boring Unit	
	LLCS112	M12×1	11.9	36.2	9	5	—	—	8.0		
	LLCS125	M5×0.8	M5×0.8	12	2	2	—	—	1.5		
	LLCS205	M5×0.8	M5×0.8	16	4	2	—	—	1.5		
	LLCS206	M6×1	6	26	13	2.5	—	—	2.2		
	LLCS208	M8×1.25	8	24	6.5	3	—	—	3.3		
	LLCS306	M6×1	6	21	4	2.5	—	—	2.2		
	LLCS308	M8×1.25	8	42	27.5	3	—	—	3.3		
	LLCS310	M10×1	10	29	8	4	—	—	7.0		
	LLCS410	M10×1	10	30	6.6	4	—	—	7.0		
	LLCS508	M8×1	8	24	6.5	3	—	—	3.3		
	* LLCS508S	M8×1	8	20.5	3	3	—	—	3.3		
 <p>Left-Hand Screw</p> <p>Right-Hand Screw</p> <p>The products with "*" do not have a hexagonal hole at the end of Right-Hand Screw side.</p>	LS1	M6×1	22	8	8	3	—	—	5.0		DOUBLE CLAMP Holder (For Heavy Cutting)
	LS2	M8×1	29	13	10	4	—	—	8.2		MC Type Holder
	LS3	M8×1	32	13	13	4	—	—	8.2		UG Type Holder
	* LS4	M6×1	15	8	4	3	—	—	5.0		Milling Tools Series
	* LS5	M6×1	18	8	5	3	—	—	5.0		
	* LS6	M8×1	24	13	5	4	—	—	8.2		
	* LS7	M8×1	27	13	8	4	—	—	8.2		
	* LS8	M6×0.75	18	7	7	3	—	—	5.0		
	* LS9	M6×0.75	22	8	8	3	—	—	5.0		
	* LS10	M7×0.75	16	6	6	4	—	—	7.8		
	* LS11	M8×1	16	6	6	4	—	—	7.8		
	* LS12	M8×1	24	7	7	4	—	—	7.8		
	* LS13	M8×1	34	12	12	4	—	—	7.8		
	* LS14	M7×0.75	24	10	10	4	—	—	7.8		
	* LS15	M7×0.75	18	6	8	4	—	—	7.8		
	* LS16	M7×0.75	23	11	8	4	—	—	7.8		
	* LS17	M8×1	42	17	11	4	—	—	7.8		
	* LS18	M7×0.75	14	6	4	4	—	—	7.8		
	* LS20	M10×1.5	26	9	9	5	—	—	9.0		
	* LS21	M10×1.5	32	12	12	5	—	—	9.0		
	LS24	M8×1.25	24	8.5	8.5	4	—	—	7.8		
	LS25	M8×1.0	28.5	12.0	10.5	4	—	—	7.8		
	 <p>Left-Hand Screw</p> <p>Right-Hand Screw</p>	LS10T	M7×0.75	14	6	5	4.5	—	T25	8.0	
		LS14T	M7×0.75	24	10	10	4.5	—	T25	8.0	
		LS15T	M7×0.75	18	7	7	4.5	—	T25	8.0	
LS19T		M6×0.75	11	4	4	3.4	—	T15	5.0		
LS10TS		M7×0.75	13	6	4	4.5	—	T25	8.5		
LS0622T		M6×0.75	22	8	8	3.4	—	T15	6.0		
 <p>Left-Hand Screw</p> <p>Right-Hand Screw</p>	LS24H	M8×1.25	24	8.5	8.5	4	—	—	8.2	APX3000 Type Cutter	
	MGS6	10	M6×1	26	4	5	—	—	9.0		
	MHT1	11	M8×1	18.5	3.5	4	—	—	8.7		

SPARE PARTS

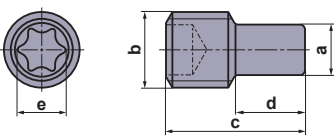
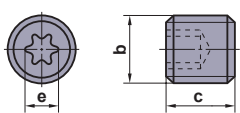
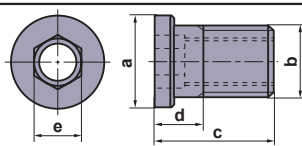
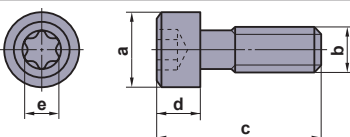
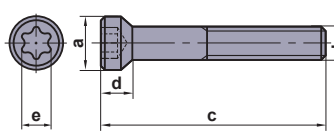
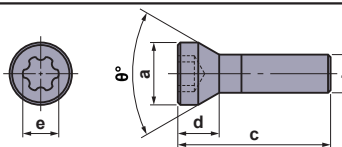
CLAMP SCREW

Geometry	Order Number	Dimensions (mm)					Angle θ°	Drive Size	Torque (N·m)	Tool Holder
		a	b	c	d	e				
	NS251	3.6	M2.5×0.45	7	—	2.2	60	—	0.7	SMALL TOOLS
	NS401	5.8	M4×0.7	6	—	3.6	60	—	3.5	
	NS402W	5.85	M4×0.7	10	—	2.2	60	—	0.7	SMALL TOOLS
	NS403W	5.85	M4×0.7	12	—	2.2	60	—	0.7	
	NS404W	5.8	M4×0.7	10	—	2.2	90	—	0.7	
	NS501W	8	M5×0.8	16	—	2.5	120	—	2.2	SMALL TOOLS
	NS502W	8	M5×0.8	20	—	2.5	120	—	2.2	
	RN-S4S	5.8	M4×0.5	8.4	2.5	3.4	61	T15	3.5	
	RN-S4M	5.8	M4×0.5	10	2.2	3.4	61	T15	3.5	
	RN-S4	5.8	M4×0.5	12.5	2.2	3.4	61	T15	3.5	
	RN-S5	8.1	M5×0.5	15.4	3.6	3.9	61	T20	5.0	
	RN-S6	9.5	M6×0.75	20.3	4.6	3.9	61	T20	5.0	
	RN-S7	11	M7×0.75	24.7	5.2	4.5	61	T25	7.5	
	RS3008T	4.3	M3×0.35	8.6	2	2.4	61	T8	1.5	SRF Type Cutter
	RS3510T	5	M3.5×0.35	10	2.3	2.8	61	T10	2.5	
	RS4015T	6	M4×0.5	14	2.7	3.4	61	T15	3.3	
	RS5020T	8.1	M5×0.5	16.4	3.6	3.9	61	T20	5.0	
	RS6025T	9.5	M6×0.75	21.5	4.2	4.5	61	T25	7.5	
	RS8030T	12	M8×0.75	25	5	5.6	61	T30	10.0	
	S1	3.5	M2×0.4	5.5	2.2	1.5	92	—	1.0	Boring Unit
	S3	4.5	M3×0.5	7.7	2.4	2	92	—	1.5	
	S4	5.3	M4×0.7	8	1.8	2.5	62	—	2.2	
	S5	6.8	M5×0.8	9	2.4	3	62	—	3.3	
	SD32	12	M8×1.25	28	7.2	6	50	—	9.5	D Type Head Arbor
	SD40	12	M8×1.25	36	7.2	6	50	—	9.5	
	SD50	16	M10×1.5	46	8.2	8	50	—	1.0	
	SD63	16	M10×1.5	61	8.2	8	50	—	1.0	
	SETS51	6.8	M5×0.8	14.8	1.5	3.4	—	T15	3.5	MMTE Type Holder MMTI Type Boring Bar SET Type Holder SNT Type Boring Bar HSK Tool Holder SET Type Cartridge
	SETS61	8	M6×1	20	1.8	3.9	—	T20	5.0	
	SLCS105	10	M5×0.8	25	6.3	4	90	—	7.0	WP Type Holder
	SLCS106	12	M6×1	32	6.2	4	90	—	7.0	
	SPS1	8.5	M5×0.8	16	4	4.5	70	T25	5.0	M Type Boring Bar
	SRS5	6.7	M5×0.8	16	3.5	3.9	—	T20	5.0	SRE Type Cutter
	STS1	6.8	M3×0.5	7	2.2	2.8	90	T10	2.5	

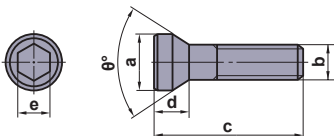
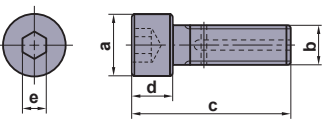
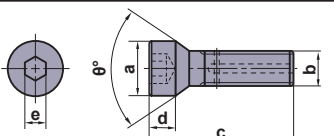
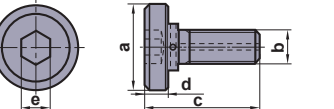
Geometry	Order Number	Dimensions (mm)					Angle θ°	Drive Size	Torque (N·m)	Tool Holder
		a	b	c	d	e				
	* TS16	2.5	M1.6×0.35	3.2	1.6	1.8	60	T6	0.6	SP Type Holder
	TS2	2.7	M2×0.4	4.6	1.4	1.8	60	T6	0.6	Profile Holder
	* TS2A	2.7	M2×0.4	4.5	1.2	1.8	60	T6	0.5	SMALL TOOLS
	TS2C	2.7	M2×0.4	3.8	1.4	1.8	60	T6	0.6	DIMPLE BAR
	☆ TS2D	3.8	M2×0.4	5.3	1.9	1.8	82	T6	0.6	MICRO-DEX
	TS21	2.7	M2×0.4	3.4	1.4	1.8	60	T6	0.6	F Type Boring Bar
	* TS22	3.0	M2.2×0.45	5	1.2	1.8	60	T6	0.6	S Type Boring Bar
	* TS25	3.3	M2.5×0.45	5.5	1.7	2.4	60	T8	1.0	GY SERIES
	☆ TS25D	4.4	M2.5×0.45	6.2	2.2	2.4	82	T8	1.0	MMTI Type Boring Bar
	* TS25H	3.6	M2.5×0.45	5.5	2	2.4	60	T8	1.7	SNT Type Boring Bar
	TS202	2.7	M2×0.4	5.5	1.8	1.8	60	T6	0.6	HSK Tool Holder
	TS253	3.3	M2.5×0.45	4.5	1.7	2.4	60	T8	1.0	Milling Tools Series
	TS254	3.3	M2.5×0.45	7	1.7	2.4	60	T8	1.0	VFX5 Type Cutter
	* TS255	3.5	M2.5×0.45	7.5	1.6	2.4	60	T8	1.0	VFX6 Type Cutter
	TS3	3.9	M3×0.5	6	2	2.4	60	T8	1.0	SS Type Cartridge
	TS3D	5.0	M3×0.5	6	2.3	2.8	82	T10	2.5	Boring Unit
	* TS3SB	4.4	M3×0.5	8	2	2.4	80	T8	1.5	TAF Drill
	TS31D	4.8	M3×0.5	7.2	2.2	2.8	82	T10	2.5	
	* TS32	3.9	M3×0.5	7.5	2	2.4	60	T8	2.0	
	* TS33	3.9	M3×0.5	6.7	2	2.4	60	T8	1.5	
	TS35	4.8	M3.5×0.6	6.5	2.4	2.8	60	T10	2.5	
	* TS35D	5.3	M3.5×0.6	12	2.8	3.4	60	T15	3.5	
	TS35R	5.7	M3.5×0.6	10	2.1	3.4	—	T15	3.5	AHX440 Type Cutter AHX475 Type Cutter
	TS351	4.8	M3.5×0.6	7.2	2.4	2.8	60	T10	2.5	
	TS352	4.8	M3.5×0.6	10	3	2.8	60	T10	2.5	
	* TS4S	5.4	M4×0.7	7	2.4	3.4	80	T15	3.5	
	* TS4SL	5.4	M4×0.7	8	2.4	3.4	80	T15	4.0	
	* TS4SB	5.8	M4×0.7	9	2.7	3.4	80	T15	3.5	
	TS4SBL	5.8	M4×0.7	10.5	2.7	3.4	80	T15	3.5	
	TS4	5.4	M4×0.7	8	2.6	3.4	60	T15	3.5	
	TS4D	5.6	M4×0.7	7.7	2.5	3.4	82	T15	3.5	
	TS42	5.4	M4×0.7	6	2.6	3.4	60	T15	3.5	
	TS43	5.4	M4×0.7	10	2.6	3.4	60	T15	6.0	
	TS44	5.4	M4×0.7	12	2.6	3.4	60	T15	3.5	
	TS406	5.4	M4×0.7	15.5	2.6	3.4	60	T15	3.5	
	TS407	5.4	M4×0.7	9	2.6	3.4	60	T15	3.5	
	TS450	5.9	M4.5×0.75	13	3.6	3.9	60	T20	5.0	
	* TS5S	6.8	M5×0.8	9	2.9	4.5	80	T25	7.5	
	TS5SL	6.8	M5×0.8	12	2.9	4.5	80	T25	7.5	
	TS5	6.8	M5×0.8	9	3.2	4.5	60	T25	7.5	
TS5L	6.8	M5×0.8	15	2.9	4.5	80	T25	7.5		
TS52	6.8	M5×0.8	8	3.2	4.5	60	T25	7.5		
TS53	6.8	M5×0.8	16	3.2	4.5	60	T25	7.5		
TS54	6.8	M5×0.8	12	3.2	4.5	60	T25	7.5		
TS55	6.8	M5×0.8	10.5	3.2	4.5	60	T25	7.5		
* TS6S	8.5	M6×1.0	13	4.4	5.6	60	T30	8.5		
* TS6	8.5	M6×1.0	16	4.4	5.6	60	T30	10.0		
	TPS20	2.7	M2×0.4	3.5	1.3	1.8	60	6IP	0.5	ASX445 Type Cutter
	TPS22	3.0	M2.2×0.45	4.7	1.6	2.1	60	7IP	0.5	ASX400 Type Cutter
	TPS22S	3.0	M2.2×0.45	4.2	1.6	2.1	60	7IP	0.5	APX3000 Type Cutter
	TPS25	3.3	M2.5×0.45	5.5	1.7	2.1	60	7IP	1.0	APX4000 Type Cutter MVX Drill
	TPS25-1	3.3	M2.5×0.45	6.5	1.7	2.1	60	7IP	1.0	ARX Type Cutter
	TPS3	3.9	M3×0.5	6.7	1.4	2.82	60	IP10	1.0	MVX Drill
	TPS35	5.3	M3.5×0.6	11.5	2.8	3.4	60	15IP	3.5	PMR Type Cutter
	TPS351	4.8	M3.5×0.6	7.2	1.4	2.82	60	IP10	2.5	MVX Drill
	TPS4	5.3	M4×0.7	8	2.6	3.4	60	15IP	4.0	MVX Drill
	TPS43	5.3	M4×0.7	10	2.6	3.4	60	15IP	4.0	
	TPS4R	6.4	M4×0.7	10.6	2.9	3.4	60	15IP	4.0	WSX445
	TPS54	6.8	M5×0.8	12	3.2	4.5	60	T25	7.5	MVX Large diameter

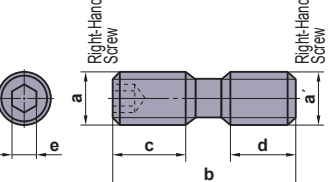
SPARE PARTS

CLAMP SCREW

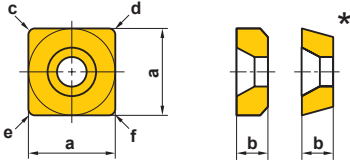
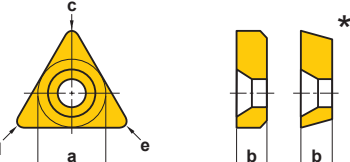
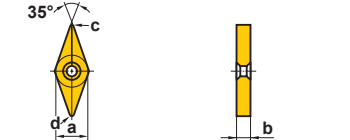
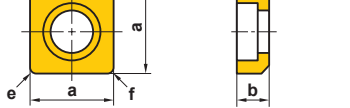
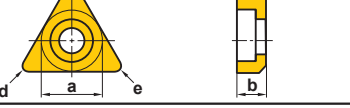
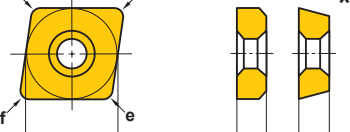
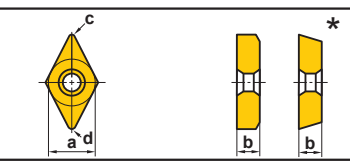
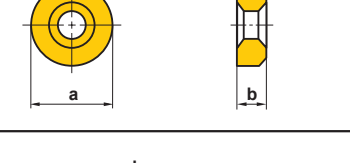
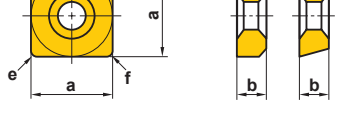

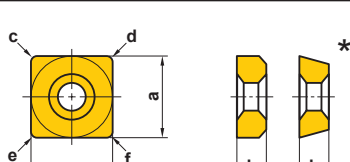
Geometry	Order Number	Dimensions (mm)					Angle θ°	Drive Size	Torque (N·m)	Tool Holder
		a	b	c	d	e				
	TSR05008S	3.5	M5×0.8	8	—	2.8	—	T10	—	
	TSR06011S	4	M6×1.0	11	—	3.9	—	T20	—	
	TSS04005	—	M4×0.7	5	—	2.4	—	T8	—	PMF Type Cutter
	TSS05006	—	M5×0.8	6	—	2.8	—	T10	—	BC Type Cartridge
	TSS06010	—	M6×1	10	—	3.9	—	T20	—	SS Type Cartridge
	WCS503507H	6.3	M5×0.5	7	3.3	3.5	—	—	5.0	ASX445 Type Cutter
	WCS604010H	7.8	M6×0.75	10	4.1	4.0	—	—	7.0	ASX400 Type Cutter PMR Type Cutter
	WS1	8.5	M5×0.8	19	5	4.5	—	T25	7.5	
	WS254012T	4	M2.5×0.45	11.5	2.2	2.4	80	T8	2.0	TAW Drill
	WS254013T	4	M2.5×0.45	12.5	2.2	2.4	80	T8	2.0	
	WS254014T	4	M2.5×0.45	13.5	2.2	2.4	80	T8	2.0	
	WS254015T	4	M2.5×0.45	14.5	2.2	2.4	80	T8	2.0	
	WS254016T	4	M2.5×0.45	15.5	2.2	2.4	80	T8	2.0	
	WS304517T	4.5	M3×0.5	16.5	3.4	2.8	60	T10	3.5	
	WS304518T	4.5	M3×0.5	17.5	3.4	2.8	60	T10	3.5	
	WS355520T	5.5	M3.5×0.6	19.5	3.9	3.4	60	T15	5.5	
	WS355521T	5.5	M3.5×0.6	20.5	3.9	3.4	60	T15	5.5	
	WS406023T	6	M4×0.7	22.0	4.4	4.5	60	T25	8.5	
	WS406024T	6	M4×0.7	23.0	4.4	4.5	60	T25	8.5	
	WS508026T	8	M5×0.8	25.0	5.2	5.1	60	T27	12.0	
	WS508027T	8	M5×0.8	26.0	5.2	5.1	60	T27	12.0	
	WS203107TPS	3.1	M2×0.25	7.3	1.7	1.8	60	6IP	1.0	STAW Drill
	WS203108TPS	3.1	M2×0.25	8.3	1.9	1.8	60	6IP	1.0	
	WS253909TPS	3.9	M2.5×0.35	9.5	2.4	2.4	60	8IP	2.0	
	WS304912TPS	4.9	M3×0.35	12	3.25	2.82	60	10IP	2.5	

SET BOLT

Geometry	Order Number	Dimensions (mm)					Angle θ°	Drive Size	Torque (N·m)	Tool Holder
		a	b	c	d	e				
	BOES101	15	M10×1.5	45	10	8	60	—	10.0	OCTACUT Type Cutter
	HSC08030H	13	M8×1.25	38	8	5	—	—	24	APX3000/4000 Type Cutter AJX Type Cutter
	HSC08040	13	M8×1.25	48	8	6	—	—	24	APX4000 Type Cutter WSX445 Type Cutter
	HSC08050	13	M8×1.25	58	8	6	—	—	24	AXD4000 Type Cutter
	HSC10030H	16	M10×1.5	40	10	6	—	—	40	APX Type Cutter AJX Type Cutter WSX445 Type Cutter
	HSC10035	16	M10×1.5	45	10	8	—	—	44	BXD Type Cutter
	HSC10045	16	M10×1.5	55	10	8	—	—	44	VFX5/6 Type Cutter
	HSC10055	16	M10×1.5	65	10	8	—	—	44	
	HSC12035	18	M12×1.75	47	12	10	—	—	80	WSX445 Type Cutter
	HSC12035H	18	M12×1.75	47	12	10	—	—	80	APX3000/4000 Type Cutter AJX Type Cutter
	HSC12045	18	M12×1.75	57	12	10	—	—	80	WSX445 Type Cutter
	HSC12070	18	M12×1.75	82	12	10	—	—	80	
	HSC16040	24	M16×2	56	16	14	—	—	150	
	HSC16040H	24	M16×2	56	16	14	—	—	150	APX3000/4000 Type Cutter AJX Type Cutter
HSC16080	24	M16×2	96	16	14	—	—	150		
HSC20040	30	M20×2.5	60	20	17	—	—	320		
HSC20090	30	M20×2.5	110	20	17	—	—	320		
	HFF08043H	11	M8×1.25	43	5	5	90	—	8.2	AXD4000 Type Cutter BXD Type Cutter
	MBA16033H	40	M16×2	43	10	14	—	—	150	AHX640 Type Cutter (For $\phi 100$) WSX445 Type Cutter
	MBA20040H	50	M20×2.5	54	14	17	—	—	320	APX4000 Type Cutter
	MBA24045H	65	M24×3	59	14	17	—	—	520	AXD4000 Type Cutter AXD7000 Type Cutter AJX Type Cutter BXD Type Cutter

Geometry	Order Number	Dimensions (mm)						Torque (N·m)	Tool Holder
		a	a'	b	c	d	e		
	HDS08030	M8×0.75	M8×1.25	30	13.5	11.5	4	8.2	BRP Type Cutter
	HDS10031	M10×1.0	M10×1.5	31	14	12	5	9.0	OCTACUT Type Cutter PMF Type Cutter

SHIM

Geometry	Order Number	Dimensions (mm)						Tool Holder	
		a	b	c	d	e	f		
	CS32	9.52	3.18	0.8	0.8	1.2	1.2	MC Type Holder (Negative type)	
	CS42	12.70	3.18	0.8	0.8	1.2	1.6		
	CS43	12.70	4.76	0.8	0.8	1.2	1.6		
	CS62	19.05	3.18	1.2	1.2	1.6	1.6		
	* PS31	8.28	2.38	0.2	0.2	0.6	0.6	MC Type Holder (Positive type)	
	* PS42	11.46	3.18	0.2	0.2	0.6	1.0	BC Type Cartridge	
	* PS62	17.20	3.18	0.3	0.3	0.7	0.7	MC Type Holder (Negative type)	
	CT22	6.35	3.18	0.4	0.8	1.2	—		
	CT32	9.52	3.18	0.4	0.8	1.2	—		
	CT33	9.52	4.76	0.4	0.8	1.2	—		
	CT42	12.70	3.18	0.4	0.8	1.2	—		
	* PT21	5.11	2.38	0.2	0.2	0.6	—	MC Type Holder (Positive type)	
* PT32	8.28	3.18	0.2	0.2	0.6	—	F Type Boring Bar		
* PT42	10.85	3.18	0.3	0.3	0.7	—	BC Type Cartridge		
	BPT322	7.8	3.18	—	—	—	—	MC Type Holder (Positive type)	
	DCSVN32	9.52	3.18	0.8	1.2	—	—	DOUBLE CLAMP Holder DOUBLE CLAMP DIMPLE BAR	
	ESS42	12.70	3.18	0.8	0.8	1.2	1.6	ML Type Holder	
	EST32	9.52	3.18	0.4	0.8	1.2	—	ML Type Holder	
	EST43	12.70	4.76	0.4	0.8	1.2	—		
	LLSCN3T3	9.52	3.97	0.4	0.4	0.8	0.8	DOUBLE CLAMP Holder	
	LLSCN33	9.52	4.76	0.4	0.4	0.8	0.8	LL Type Holder	
	LLSCN42	12.70	3.18	0.8	0.8	1.2	1.2	DOUBLE CLAMP DIMPLE BAR	
	LLSCN53	15.87	4.76	1.2	1.2	1.6	1.6	P Type Boring Bar	
	LLSCN63	19.05	4.76	1.2	1.2	1.6	1.6	D Type Boring Head	
	* LLSCP42	12.70	3.18	0.8	0.8	1.2	1.2	HSK Tool Holder	
	LLSCN63	19.05	4.76	1.2	1.2	1.6	1.6	LL Type Cartridge	
	* LLSCP63	19.05	4.76	1.2	1.2	1.6	1.6	DOUBLE CLAMP DIMPLE BAR	
									P Type Boring Bar
									HSK Tool Holder
		LLSDN32	9.52	3.18	0.8	1.2	—	—	DOUBLE CLAMP Holder
		LLSDN42	12.70	3.18	0.8	1.2	—	—	LL Type Holder
LLSDN43		12.70	4.76	0.8	1.2	—	—	DOUBLE CLAMP DIMPLE BAR	
LLSDN53		15.87	4.76	1.2	1.6	—	—	P Type Boring Bar	
* LLSDP42		12.70	3.18	0.8	1.2	—	—	D Type Boring Head	
	LLSDN53	15.87	4.76	1.2	1.6	—	—	HSK Tool Holder	
	LLSRN103	8.3	3.18	—	—	—	—	LL Type Holder	
	LLSRN123	9.8	3.18	—	—	—	—	HSK Tool Holder	
	LLSRN164	13.6	4.76	—	—	—	—		
	LLSRN204	17.3	4.76	—	—	—	—		
	LLSRN256	22.0	6.35	—	—	—	—		
	LLSRN326	28.0	6.35	—	—	—	—		
	LLSSN32	9.52	3.18	0.8	0.8	1.2	1.2	LL Type Holder	
	LLSSN33	9.52	4.76	0.8	0.8	1.2	1.2	DOUBLE CLAMP DIMPLE BAR	
	LLSSN42	12.70	3.18	0.8	0.8	1.2	1.6	P Type Boring Bar	
	LLSSN53	15.87	4.76	1.2	1.2	1.6	1.6	LL Type Cartridge	
	LLSSN63	19.05	4.76	1.2	1.2	1.6	2.0		
* LLSSP42	12.70	3.18	0.8	0.8	1.2	1.6			

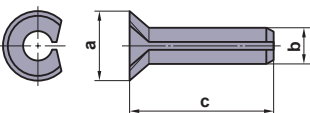
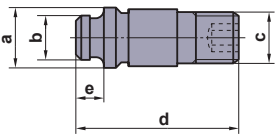
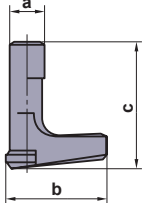
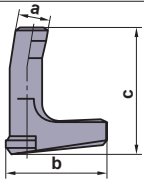
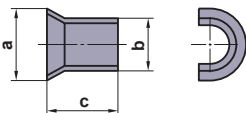
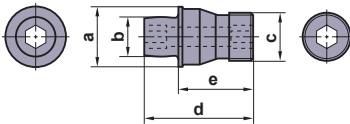
Geometry	Order Number	Dimensions (mm)						Tool Holder
		a	b	c	d	e	f	
	LLSTE32	7.6	3.18	0.4	0.4	0.4	—	LL Type Holder
	LLSTN32	9.52	3.18	0.4	0.8	1.2	—	DOUBLE CLAMP Holder
	LLSTN33	9.52	4.76	0.4	0.8	1.2	—	DOUBLE CLAMP DIMPLE BAR
	LLSTN42	12.70	3.18	0.4	0.8	1.2	—	P Type Boring Bar
	LLSTN53	15.87	4.76	0.8	1.2	1.6	—	D Type Boring Head
	* LLSTP32	9.52	3.18	0.4	0.8	1.2	—	LL Type Cartridge
	* LLSTP42	12.70	3.18	0.4	0.8	1.2	—	Boring Unit
	LLSWN32	9.52	3.18	0.4	0.8	1.2	—	LL Type Holder
	LLSWN3T3	9.52	3.97	0.4	0.8	1.2	—	DOUBLE CLAMP Holder
	LLSWN42	12.70	3.18	0.4	0.8	1.2	—	DOUBLE CLAMP DIMPLE BAR
	* LLSWP32	9.52	3.18	0.4	0.8	1.2	—	
	* LLSWP42	12.70	3.18	0.4	0.8	1.2	—	
	MHS532R/L	9.4	15.7	4.5	0.8	0.8	—	
	MHS533R/L	9.4	15.7	4.5	1.2	1.2	—	
	MHS534R/L	9.4	15.7	4.5	1.6	1.6	—	
	MHS542R/L	9.4	15.7	6.5	0.8	0.8	—	
	MHS543R/L	9.4	15.7	6.5	1.2	1.2	—	
	MHS544R/L	9.4	15.7	6.5	1.6	1.6	—	
	MLCP42	12.58	3.18	1.2	1.2	1.2	1.2	P Type Boring Bar
	MLDP42	12.56	3.18	1.2	1.2	—	—	P Type Boring Bar
	MLSP42	12.63	3.18	1.2	1.2	1.2	1.2	P Type Boring Bar
	MLTP32	9.50	3.18	1.2	1.2	1.2	—	P Type Boring Bar
	MSCN63	18.8	4.76	1.6	1.6	1.6	1.6	DOUBLE CLAMP Holder (For Heavy Cutting)
	MSSN63	18.8	4.76	1.6	1.6	1.6	1.6	DOUBLE CLAMP Holder (For Heavy Cutting)
	CT32T1	9.525	15.03	3.18	—	—	—	SET Type Holder SNT Type Boring Bar SET Type Cartridge
	PT32T1R	8.28	13.34	3.18	—	—	—	
	PT32T2R	8.28	13.19	3.18	—	—	—	
	PT42TR	10.85	17.20	3.18	—	—	—	

SPARE PARTS

SHIM

Geometry	Order Number	Dimensions (mm)						Tool Holder
		a	b	c	d	e	f	
	PV321	9.52	3.18	0.4	0.4	—	—	MP Type Holder
	PV322	9.52	3.18	0.8	0.8	—	—	D Type Boring Head
	PV323	9.52	3.18	1.2	1.2	—	—	
	SPSVN32	8.06	3.18	0.3	0.3	—	—	SP Type Holder HSK Tool Holder
	STASX400N	11.00	3.00	0.4	0.4	0.4	0.4	ASX400 Type Cutter
	STASX445N	10.76	3.00	—	—	—	—	ASX445 Type Cutter
	STBS500N	12.7	3.18	0.8	0.8	0.8	0.8	
	WPSTN33	9.3	4.76	0.8	0.4	1.2	—	WP Type Holder
	WPSTN43	12.50	4.76	0.8	0.4	1.2	—	
	* WPSWC43	12.50	4.76	0.4	0.8	1.2	—	M Type Boring Bar
	WPSWN43	12.50	4.76	0.4	0.8	1.2	—	

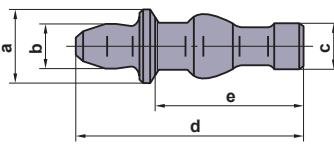
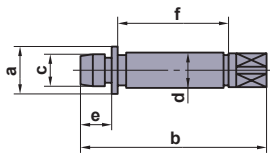
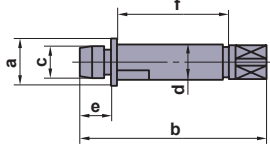
SHIM PIN AND CLAMP LEVER

Geometry	Order Number	Dimensions (mm)					Tool Holder
		a	b	c	d	e	
	BCP141	3.0	1.4	5.6	—	—	MC Type Holder
	BCP201	4.3	2	7.4	—	—	SP Type Holder
	BCP202	4.3	2	6.4	—	—	F Type Boring Bar
	BCP251	4.8	2.5	7.4	—	—	HSK Tool Holder
	BCP252	4.8	2.5	6.4	—	—	BC Type Cartridge
	BCP301	5.3	3	7.4	—	—	
	BCP401	6.3	4	7.4	—	—	
	CCP33	6.5	3.66	M5×0.8	18.5	3	WP Holder
	CCP34	7.5	5.0	M6×1.0	18.5	3	M Type Boring Bar
	CCP44	7.5	5.0	M5×0.8	14.2	3	
	LLCL12S	2.1	9.3	5.6	—	—	LL Type Holder
	LLCL13	3.6	10	12.5	—	—	P Type Boring Bar
	LLCL13S	3.6	10	7.8	—	—	D Type Boring Head
	LLCL14	4.7	13.4	13.2	—	—	HSK Tool Holder
	LLCL14S	4.7	13.6	12.2	—	—	KSMG Type Cutter
	LLCL15	6.0	19	17	—	—	LL Type Cartridge
	LLCL16	7.5	20.8	21	—	—	Boring Unit
	LLCL18	8.6	25.4	25.2	—	—	
	LLCL23	3.6	12.0	11.5	—	—	
	LLCL23S	3.6	11.6	9.5	—	—	
	LLCL24	4.7	16.2	14.8	—	—	
	LLCL110	3.0	10.7	11.6	—	—	
	LLCL112	3.5	13	13.5	—	—	
	LLCL116	4.5	18.5	18	—	—	
	LLCL120	5.6	20.3	19	—	—	
	LLCL125	6	24	24	—	—	
	LLCL132	8	30	27	—	—	
	LLP13	5.55	4.85	5.3	—	—	LL Type Holder
	LLP14	7.25	6.55	5.8	—	—	DOUBLE CLAMP Holder
	LLP15	8.8	8.05	8.6	—	—	DOUBLE CLAMP DIMPLE BAR
	LLP16	10.85	9.85	11.1	—	—	P Type Boring Bar
	LLP18	15.35	13.05	12.0	—	—	D Type Boring Head
	LLP23	5.55	4.85	6.8	—	—	HSK Tool Holder
	LLP24	7.25	6.55	9.1	—	—	KSMG Type Cutter
							LL Type Cartridge
							Boring Unit
	MP6	11.9	7.8	M10×1	22.1	15	DOUBLE CLAMP Holder (For Heavy Cutting)

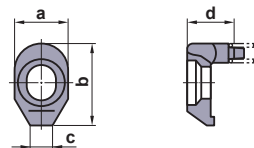
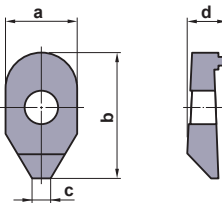
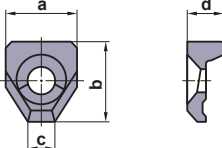
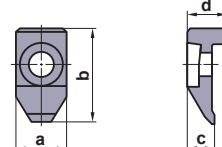
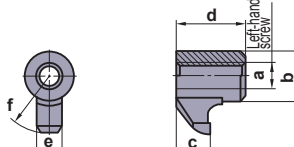
SPARE PARTS

SPARE PARTS

LOCK PIN

Geometry	Order Number	Dimensions (mm)						Tool Holder
		a	b	c	d	e	f	
	P11S	6	3.7	4	17	11.1	—	MP Type Holder D Type Boring Head
	P21S	7.5	4.9	4.5	17.2	11.5	—	
	P221US	4	18	2.11	3.5	3.3	7.7	ML Type Holder
	P321US	5.5	18	3.64	5.0	3.3	7.5	
	P322US	5.5	21	3.64	5.0	3.3	10.5	
	P323US	5.5	24	3.64	5.0	3.3	13.5	
	P332US	5.5	21	3.64	5.0	4.9	8.9	
	P323WS	5.75	24	3.64	5.0	3.3	12.9	ML Type Holder
	P333WS	5.75	24	3.64	5.0	4.9	11.3	
	P334WS	5.75	30	3.64	5.0	4.9	17.3	
	P433W	7.75	24	5.03	7.0	4.9	10.8	
	P434W	7.75	30	5.03	7.0	4.9	16.8	

CLAMP BRIDGE

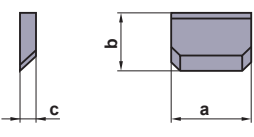
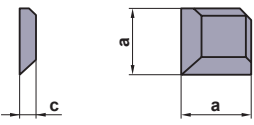
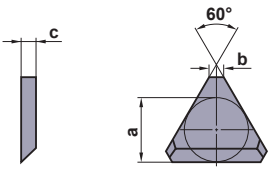
Geometry	Order Number	Dimensions (mm)						Tool Holder
		a	b	c	d	e	f	
	AMS3	7	12	3	3.3	—	—	Profile Holder AJX Type Cutter BRE Type Cutter
	AMS4	9	13.5	3	3.8	—	—	
	AMS5	10	15	3.5	5	—	—	
	CA142	8	15	4	7	—	—	
	CA150	9	16	4.5	7	—	—	
	CA151	10	17	5	7	—	—	
	CA152	10	19	5	7	—	—	
	CA153	10	24	5	7	—	—	
	CA161	13	20	6	8	—	—	
	CA162	13	24	6	8	—	—	
	CA163	13	27	6	8	—	—	
	CA181	16	30	8	10	—	—	
CA183	16	37	8	10	—	—		
	CCK13	15	18.5	6	9	—	—	WP Type Holder M Type Boring Bar
	CCK14	19	22	8	9.5	—	—	
	CCTC1	13	25	7	10.2	—	—	
	CK231	M6×1	8	4	7.5	4.5	9.5	MC Type Holder
	CK232	M6×1	8	4.5	8	4.5	11.5	
	CK341	M8×1	11	5.5	13.5	6	13.5	
	CK342	M8×1	11	6	14	6	16.5	

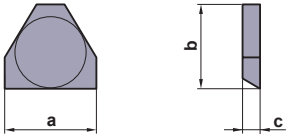
CLAMP BRIDGE

Geometry	Order Number	Dimensions (mm)						Tool Holder
		a	b	c	d	e	f	
	CKW6	10.9	22.5	9.2	16.8	5	M8×1	DOUBLE CLAMP Holder (For Heavy Cutting)
	DCK2211 DCK2613 DCK3113	11 13 13	22 26.5 31	6.57 7.35 9	11.1 12.9 14.5	— — —	— — —	DOUBLE CLAMP Holder DOUBLE CLAMP DIMPLE BAR HSK Tool Holder
	KGC1	12.0	15.0	M7×0.75	—	—	—	UG Type Holder
	LK1	8	14.3	4.5	5.9	—	—	
	MHK5NR/L	15.5	23.5	8.1	12.1	—	—	
	MTK1R/L	13	17.5	5	12	—	—	MG Type Holder MT Type Holder MT1 Type Holder HSK Tool Holder MG Type Cartridge
	MTK2R/L	18	28	7	14	—	—	
	SETK51 SETK61	6.8 8.9	14.5 18.1	2.9 4.1	8 8.6	— —	— —	MMTE Type Holder MMTI Type Holder SET Type Holder SNT Type Holder HSK Tool Holder SET Type Cartridge
	SRK1R	9.4	21	5.5	7.5	—	—	SRE Type Cutter
	UCR	12	24	8	7	—	—	

SPARE PARTS



BREAKER PIECE

Geometry	Order Number	Dimensions (mm)					Tool Holder
		a	b	c	Inscribed Circle	Breaker Width	
	CBS3	9.4	8.0	1.5	9.525	1.5	MC Type Holder
	CBS4	12.6	9.2	2.5	12.70	3.5	
	CBS4N	12.6	10.2	2.5	12.70	2.5	
	CBS4F	12.6	11.2	2.5	12.70	1.5	
	CBS6	18.9	14.6	2.5	19.05	4.5	
	CBS6N	18.9	16.6	2.5	19.05	2.5	
	CBS6F	18.9	17.6	2.5	19.05	1.5	
	CBS3D	8.0	—	1.5	9.525	1.5	MC Type Holder
	CBS4D	10.2	—	2.5	12.70	2.5	
	CBS6D	15.6	—	2.5	19.05	3.5	
	CBT2	5.33	1.4	1.5	6.35	1.5	MC Type Holder F Type Boring Bar *For positive inserts, the breaker width is 0.5mm larger than the figures in the list.
	CBT2N	5.67	1.4	1.5	6.35	1.0	
	CBT3	7.20	1.4	2.5	9.525	3.5	
	CBT3N	7.87	1.4	2.5	9.525	2.5	
	CBT3F	8.53	1.4	2.5	9.525	1.5	
	CBT4	9.73	1.4	2.5	12.70	4.5	
	CBT4N	11.07	1.4	2.5	12.70	2.5	
CBT4F	11.73	1.4	2.5	12.70	1.5		

Geometry	Order Number	Dimensions (mm)			Thread Pitch (mm)	Tool Holder
		a	b	c		
	CBT3106	11.5	10.6	2.0	2.5—3.0	
	CBT3113	11.5	11.3	2.0	1.5—2.0	
	CBT3120	11.5	12	2.0	0.75—1.25	
	CBT4108	13.3	10.8	2.0	3.5—4.0	
	CBT4128	13.3	12.8	2.0	4.5—5.0	

ANTI SEIZE LUBRICANT

ANTI SEIZE LUBRICANT

Shape	Order Number	Stock	Volume (g)
	MK1K	●	20
	MK1KS	●	3

● : Inventory maintained in Japan.

LL TYPE HOLDER

Old Type Tool Number		Shim	Shim Pin	Clamp Lever	Clamp Screw	Wrench
Type	Size					
PCFNR/L PCLNR/L PCBNR/L	1616H09	LLSCN3T3	LLP13	LLCL13	LLCS106	HKY25R
	2020K09	LLSCN3T3	LLP13	LLCL13	LLCS106	HKY25R
	2525M09	LLSCN3T3	LLP13	LLCL13	LLCS106	HKY25R
	2020K12	LLSCN42	LLP14	LLCL14	LLCS108	HKY30R
	2525M12	LLSCN42	LLP14	LLCL14	LLCS108	HKY30R
	2525M16	LLSCN53	LLP15	LLCL25	LLCS508	HKY30R
	3225P16	LLSCN53	LLP15	LLCL25	LLCS508	HKY30R
	4040R19	LLSCN63	LLP16	LLCL16	LLCS310	HKY40R
PTANR/L PTBNR/L PTTNR/L PTGNR/L PTFNR/L	1010E11	—	—	LLCL12S	LLCS105	HKY20F
	1212F11	—	—	LLCL12S	LLCS105	HKY20F
	1616H16	LLSTN32	LLP13	LLCL13	LLCS106	HKY25R
	2020K16	LLSTN32	LLP13	LLCL13	LLCS106	HKY25R
	2525M16	LLSTN32	LLP13	LLCL13	LLCS206	HKY25R
	2525M22	LLSTN42	LLP14	LLCL14	LLCS108	HKY30R
	3225P22	LLSTN42	LLP14	LLCL14	LLCS108	HKY30R
	3232P22	LLSTN42	LLP14	LLCL14	LLCS108	HKY30R
4040R27	LLSTN53	LLP15	LLCL25	LLCS508	HKY30R	
PSBNR/L PSSNR/L PSKNR/L	3225P12	LLSSN42	LLP14	LLCL14	LLCS108	HKY30R
	2525M15	LLSSN53	LLP15	LLCL25	LLCS508	HKY30R
	3232P15	LLSSN53	LLP15	LLCL25	LLCS508	HKY30R
	3232P19	LLSSN63	LLP16	LLCL16	LLCS310	HKY40R
	4040R19	LLSSN63	LLP16	LLCL16	LLCS310	HKY40R
	5050T25	LLSSN84	LLP18	LLCL18	LLCS112	HKY50R
PRGCR/L PRDCN	2020K10	LLSRN103	LLP13	LLCL110	LLCS205	HKY20R
	2020K12	LLSRN123	LLP13	LLCL112	LLCS106	HKY25R
	3225P12	LLSRN123	LLP13	LLCL112	LLCS106	HKY25R
	3225P16	LLSRN164	LLP24	LLCL116	LLCS306	HKY25R
	4040R25	LLSRN256	LLP16	LLCL125	LLCS410	HKY40R
	5050T32	LLSRN326	LLP18	LLCL132	LLCS112	HKY50R

MC TYPE HOLDER (OLD TYPE PRODUCTS)

Old Type Tool Number		Shim	Shim Pin	Clamp Bridge	Clamp Screw	Breaker Piece	Wrench
Type	Size						
N11R/L N12R/L N13R/L N14M N15R/L	22	CS32	BCP251	CK6	LS1	CBS3	HKY30R
	33H	CS42	BCP301	* CK2	LS2	CBS4	HKY40R
	44	CS42	BCP301	* CK2	LS3	CBS4	HKY40R
N21R/L N22R/L N25R/L	22	CT22	BCP201	CK1	LS1	CBT2	HKY30R
	33H	CT32	BCP301	CK2	LS2	CBT3	HKY40R
	44	CT32	BCP301	CK2	LS3	CBT3	HKY40R
P11R/L P12R/L P14M P15R/L	22	PS31	BCP201	CK6	LS1	CBS3	HKY30R
	33	PS42	BCP251	* CK3	LS2	CBS4	HKY40R
	44	PS42	BCP251	* CK3	LS3	CBS4	HKY40R
P21R/L P22R/L P25R/L	22	PT21	BCP141	CK1	LS1	CBT2	HKY30R
	33	CT32	BCP201	CK2	LS2	CBT3	HKY40R
	44	CT32	BCP201	CK2	LS3	CBT3	HKY40R

*Please use clamp bridge No.CK3 with N11R/L33H and N11R/L44 types. Please use clamp bridge No.CK2 with P12R/L33 and P12R/L44 types.

MC TYPE HOLDER

Old Type Tool Number		Shim	Shim Pin	Clamp Bridge	Clamp Screw	Breaker Piece	Wrench	Spring
Type	Size							
CTANR/L CTGNR/L	1616	CT22	BCP201	CK231	LS1	CBT2	HKY30R	—
	2020	CT32	BCP301	CK341	LS2	CBT3	HKY40R	—
	2525	CT32	BCP301	CK341	LS3	CBT3	HKY40R	—
CSTNR/L CSSNR/L	1616	CS32	BCP251	CK232	LS1	CBS3	HKY30R	—
	2020	CS42	BCP301	CK341	LS2	CBS4	HKY40R	—
	2525M43	CS42	BCP301	CK341	LS3	CBS4	HKY40R	—
CTAPR/L	2020	PT32	BCP201	CK341	LS2	CBT3	HKY40R	—
CSBPR/L CSSPR/L CSKPR/L	1616	PS31	BCP201	CK232	LS1	CBS3	HKY30R	—
	2020	PS42	BCP251	CK342	LS2	CBS4	HKY40R	—
CTCPR/L	2020K16	BPT322	BCP201	CCTC1	HSC06020	CBT3	HKY50R	MES3
	2525M16	BPT322	BCP201	CCTC1	HSC06020	CBT3	HKY50R	MES3

ML TYPE HOLDER (OLD TYPE PRODUCTS)

Old Type Tool Number		Lock Pin	Shim	Stop Ring	Spanner
Type	Size				
E11R/L E12R/L E13R/L E14R/L E15R/L	11U	P321US	—	ER3	KY40
	22U	P322US	—	ER3	KY40
	33W	P433W	ESS42	ER4	KY40
	44W	P434W	ESS42	ER4	KY40
E21R/L E22R/L E25R/L E26M E27R/L	11U	P221US	—	ER2	KY25
	22FU	P322US	—	ER3	KY40
	33HU	P333US	—	ER3	KY40
	33FW	P323WS	EST32	ER3	KY40
	33HW	P333WS	EST32	ER3	KY40
	44AW	P334WS	EST32	ER3	KY40
	44BW	P434W	EST43	ER4	KY40

ML TYPE HOLDER

Old Type Tool Number		Lock Pin	Shim	Stop Ring	Spanner
Type	Size				
ETANR/L ETENN ETFNR/L ETXNR/L	1212	P221US	—	ER2	KY25
	1616H32	P322US	—	ER3	KY40
	1616H33	P332US	—	ER3	KY40
	2020K32W	P323WS	EST32	ER3	KY40
	2020K33W	P333WS	EST32	ER3	KY40
	2525M33W	P334WS	EST32	ER3	KY40
	2525M43W	P434W	EST43	ER4	KY40
ESBNR/L ESENRL/L ESDNR/L ESKNR/L	1212	P321US	—	ER3	KY40
	1616H32	P322US	—	ER3	KY40
	2020W	P433W	ESS42	ER4	KY40
	2525W	P434W	ESS42	ER4	KY40

MH TYPE HOLDER

Old Type Tool Number		Shim	Shim Pin	Clamp Bridge	Clamp Screw	Stop Ring	Wrench
Type	Size						
KKCR/L	445	MHS532R/L	SFC03010	MHK5NR/L	MHT1	CE8	HKY40R
		533R/L					
		534R/L					

SPARE PARTS

SL TYPE HOLDER

Old Type Tool Number		Shim	Lock Pin	Nut	Clamp Wedge	Clamp Screw	Wrench
Type	Size						
ETJNR/L ETQNR/L	33K16S	SLSTN33	SLP13	SLN13	SLCW13	SLCS105	HKY25R HKY40R
	44M16S	SLSTN33	SLP13	SLN13	SLCW13	SLCS105	HKY25R HKY40R
	44M22S	SLSTN43	SLP14	SLN14	SLCW14	SLCS106	HKY30R HKY40R
	54P22S	SLSTN43	SLP14	SLN14	SLCW14	SLCS106	HKY30R HKY40R
ETNNR/L	64M22S	SLSTN43	SLP14	SLN14	SLCW14	SLCS106	HKY30R HKY40R
	85M22S	SLSTN43	SLP14	SLN14	SLCW14	SLCS106	HKY30R HKY40R

WP TYPE HOLDER (OLD TYPE PRODUCTS)

Old Type Tool Number		Shim	Shim Pin	Clamp Bridge	Clamp Screw	Side Lock Plate	Lock Screw	Spring	Wrench
Type	Size								
MTJNR/L MTENN MTQNR/L	2020K16	SLSTN33	CCP13	CCK13	SLCS105	CPT13	WPS1	MES2	HKY25R HKY40R
	2525M16	SLSTN33	CCP13	CCK13	SLCS105	CPT13	WPS1	MES2	HKY25R HKY40R
	2525M22	SLSTN43	CCP14	CCK14	SLCS106	CPT14	WPS1	MES3	HKY30R HKY40R
MTNNR/L	5032M22	SLSTN43	CCP14	CCK14	SLCS106	CPT14	WPS1	MES3	HKY30R HKY40R
MWLNR/L	2020K08	WPSWN43	CCP34	CCK13	SLCS105	CPT24	—	MES2	HKY25R HKY30R HKY40R
	2525M08								
	3225P08								

WP TYPE HOLDER

Old Type Tool Number		Shim	Shim Pin	Clamp Bridge	Clamp Screw	Side Lock Plate	Lock Screw	Spring	Wrench
Type	Size								
MTENN MTQNR/L	2020K16N	WPSTN33	CCP33	CCK13	SLCS105	CPT13	—	MES2	HKY25R HKY40R
	2525M16N	WPSTN33	CCP33	CCK13	SLCS105	CPT13	—	MES2	HKY25R HKY40R
	2525M22N	WPSTN43	CCP34	CCK14	SLCS106	CPT14	—	MES3	HKY30R HKY40R
MTNNR/L	5032M22N	WPSTN43	CCP34	CCK14	SLCS106	CPT14	—	MES3	HKY30TL HKY40R

SP TYPE HOLDER

Old Type Tool Number		Clamp Screw	Wrench	Shim	Shim Pin
Type	Size				
SDJCR/L SDFCR/L SDXCR/L	0808D07	TS25	TKY08F	—	—
	1010E07	TS25	TKY08F	—	—
	1212F07	TS25	TKY08F	—	—
	1616H11	TS43	TKY15F	—	—
SVJCR/L SVVCN SVPCR/L	0808D11	TS25	TKY08F	—	—
	1010E11	TS25	TKY08F	—	—
	1212F16	TS43	TKY15F	—	—
	3225P16	TS44	TKY15R	SPSVN32	BCP141
SSBCR/L	1616H09	TS43	TKY15F	—	—
SRGCR/L SRXCR/L SRDCN	0808D06	TS25	TKY08F	—	—
	1010E06	TS25	TKY08F	—	—
	1212F06	TS25	TKY08F	—	—
	1010E08	TS3	TKY08F	—	—
	1212F08	TS3	TKY08F	—	—

MP TYPE HOLDER

Old Type Tool Number		Shim	Lock Pin	Lock Screw	Stop Ring	Wrench
Type	Size					
PVVNN PVPNR/L	3225P16	PV32	P11S	HSP05008C	E03	HKY25R

SR TYPE HOLDER

Old Type Tool Number		Clamp Screw	Wrench
Type	Size		
SRSGR/L	2525M20	TS5	TKY25F
SRSGN	3225P20	TS5	TKY25F

AL TYPE HOLDER

Old Type Tool Number		Shim	Shim Pin	Clamp Lever	Clamp Screw	Wrench
Type	Size					
PTGER/L	2020K16	LLSTE32	LLP13	LLCL131	LLCS106	HKY25R
PTFER/L	2525M16	LLSTE32	LLP13	LLCL131	LLCS106	HKY25R
SVVDN SVPDR/L	1616H16	—	—	—	FC400890T	TKY10F
	2020K16	—	—	—	FC400890T	TKY10F
	2525M16	—	—	—	FC400890T	TKY10F

MT2 TYPE HOLDER

Old Type Tool Number		Clamp Bridge	Clamp Screw	Spring	Wrench
Type	Size				
MT2R/L	2525M4	MTK1L/R	HBH06020	MES3	HKY40R

MG2 TYPE HOLDER

Old Type Tool Number		Clamp Bridge	Clamp Screw	Spring	Wrench
Type	Size				
MG2R/L	2525M4315	MTK1R/L	HBH06020	MES3	HKY40R
	2525M4323	MTK1R/L	HBH06020	MES3	HKY40R
	2525M4333	MTK1R/L	HBH06020	MES3	HKY40R

MG TYPE HOLDER

Old Type Tool Number		Clamp Bridge	Clamp Screw	Spring	Wrench
Type	Size				
MGHR/L	2020K3333	MTK1L/R	HBH06020	MES3	HKY40R
	2020K4447	MTK1L/R	HBH06020	MES3	HKY40R
	3232P5660	MTK2L/R	MGS6	MES3	HKY50R
	3232P5670	MTK2L/R	MGS6	MES3	HKY50R
	3232P5680	MTK2L/R	MGS6	MES3	HKY50R

SPARE PARTS

EG TYPE HOLDER

Old Type Tool Number		Clamp Screw	Wrench
Type	Size		
EGHR	2020K03	EGS06019	HKY30R
	2525M3	EGS06019	HKY30R
	2525M4	EGS08024	HKY40R
	2525M5	EGS08024	HKY40R
	2525M7	EGS08024	HKY40R
	2525M8	EGS08024	HKY40R

ET TYPE HOLDER

Old Type Tool Number		Clamp Bridge	Clamp Screw	Shim Screw	Shim	Breaker Piece	Wrench
Type	Size						
ETHR	2525M16	CK341	LS2	CFM02008	PT32T1R PT32T2R	CBT3106 CBT3113 CBT3120	HKY40R

SET TYPE HOLDER

Old Type Tool Number		Clamp Bridge	Clamp Screw	Stop Ring	Shim Pin	Shim	Wrench
Type	Size						
SETHR	1616H16	SETK51	SETS51	CR4	HFC03008	CT32T1	TKY15F HKY20R
	2020K16	SETK51	SETS51	CR4	HFC03008	CT32T1	TKY15F HKY20R
	2525M16	SETK51	SETS51	CR4	HFC03008	CT32T1	TKY15F HKY20R

HSK-T TOOLS (DG)

Old Type Tool Number	Locator Screw	Clamp Screw	Spring	Wrench
H63TH-DGHR/LS	HSC05012	DGS51	MES2	HKY40R
H63TH-DGHR/L	HSC05012	DGS51	MES2	HKY40R
H63TH-DGHN-H4	HSC05010	DGS51	MES2	HKY40R
H63TH-DGHN-H5	HSC05012	DGS51	MES2	HKY40R
H63TH-DGHN-H6	HSC05012	DGS51	MES2	HKY40R
H63TH-DGHN-L4	HSC05010	DGS51	MES2	HKY40R
H63TH-DGHN-L5	HSC05012	DGS51	MES2	HKY40R
H63TH-DGHN-L6	HSC05012	DGS51	MES2	HKY40R

DG TYPE HOLDER

Old Type Tool Number	Clamp Bridge	Locator Screw	Wrench	Clamp Screw	Spring
DGHR/L 1616K2G	DGK2R/L	—	HKY40R	DGS51	MES2
DGHR/L 1616K3	DGK3R/L	—	HKY40R	DGS51	MES2
DGHR/L 1616K3G	DGK3R/L	—	HKY40R	DGS51	MES2
DGHR/L 1616KF3	DGK3R/L	—	HKY40R	DGS51	MES2
DGHR/L 2020K	—	HSC04014	HKY30R HKY40R	DGS51	MES2
DGHR/L 2020KFS	—	HSC04014	HKY30R HKY40R	DGS51	MES2
DGHR/L 2020KL	—	HSC04014	HKY30R HKY40R	DGS51	MES2
DGHR/L 2020KLS	—	HSC04014	HKY30R HKY40R	DGS51	MES2
DGHR/L 2020KS	—	HSC04014	HKY30R HKY40R	DGS51	MES2
DGHR/L 2525M	—	HSC05012	HKY40R	DGS51	MES2
DGHR/L 2525MC	—	HSC05012	HKY40R	DGS51	MES2
DGHR/L 2525MCS	—	HSC05010	HKY40R	DGS51	MES2
DGHR/L 2525MF	—	HSC05012	HKY40R	DGS51	MES2
DGHR/L 2525MFS	—	HSC05012	HKY40R	DGS51	MES2
DGHR/L 2525ML	—	HSC05012	HKY40R	DGS51	MES2
DGHR/L 2525MLS	—	HSC05012	HKY40R	DGS51	MES2
DGHR/L 2525MS	—	HSC05012	HKY40R	DGS51	MES2

COBRA (STEEL SHANK)

Old Type Tool Number	Clamp Screw	Wrench
S08HSTFPR09	TS253	TKY08F
S10KSTFPR09	TS25	TKY08F
S○○○STFPR11	TS3	TKY08F
S○○○STFPR16	TS4	TKY15F
S○○○SCLPR/L08	TS3	TKY08F
S○○○SCLPR/L09	TS4	TKY15F
S○○○SWLPR/L04	TS25	TKY08F
S○○○SWLPR/L06	TS4	TKY15F

COBRA (CARBIDE SHANK)

Old Type Tool Number	Clamp Screw	Wrench
E08KSTFPR09	TS253	TKY08F
E10MSTFPR09	TS25	TKY08F
E○○○STFPR11	TS3	TKY08F
E○○○SCLPR08	TS3	TKY08F
E○○○SCLPR09	TS4	TKY15F

S TYPE (STEEL SHANK)

Old Type Tool Number	Clamp Screw	Wrench
S○○○SSKCR/L12	TS5	TKY25F
S○○○SDQCR/L15	TS5	TKY25F
S○○○SCZCR/L06	TS25	TKY08F
S○○○SCZCR/L09	TS4	TKY15F
S○○○SCZCR/L12	TS5	TKY25F
S○○○SDZCR11	TS4	TKY15F

S TYPE (CARBIDE SHANK)

Old Type Tool Number	Clamp Screw	Wrench
C○○○SSKCR/L09	TS4	TKY15F
C○○○SDUCR/L15	TS5	TKY25F
C○○○SVUCR/L11	TS25	TKY08F
C○○○SVUCR/L16	TS4	TKY15F
C○○○SCLCR/L12	TS5	TKY25F
C○○○SCZCR/L06	TS25	TKY08F
C○○○SCZCR/L09	TS4	TKY15F
C○○○SCZCR/L12	TS5	TKY25F
C○○○SDZCR11	TS4	TKY15F

F TYPE

Old Type Tool Number		Shim	Shim Pin	Clamp Set	Breaker Piece	Wrench
Type	Size					
FCSK	116R/L	—	—	C3	CBS3	HKY25R
	120R/L	—	—	C3	CBS3	HKY25R
	125R/L	PS42	BCP252	C4	CBS4F	HKY30R
	132R/L	PS42	BCP251	C4	CBS4F	HKY30R
FCSK	216R/L	—	—	C3	CBS3	HKY25R
	220R/L	—	—	C3	CBS3	HKY25R
	225R/L	PS42	BCP252	C4	CBS4F	HKY30R
FCTU	232R/L	PT32	BCP201	C4	CBT3F	HKY30R

P TYPE

Old Type Tool Number	Shim	Shim Pin	Clamp Lever	Clamp Screw	Wrench	Plug
A50UPSKNR/L19	LLSSP63	LLP16	LLCL16	LLCS310	HKY40R	HGM-PT3/8
A40TPCLNR/L16	LLSCN53	LLP15	LLCL25	LLCS508	HKY30R	HGM-PT3/8
A50UPCLNR/L19	LLSCP63	LLP16	LLCL16	LLCS310	HKY40R	HGM-PT3/8

D TYPE (FOR BORING)

Old Type Tool Number		Shim	Shim Pin	Clamp Lever	Clamp Screw	Clamp Set	Breaker Piece	Stop Ring	Wrench
Type	Size								
DPSK	132R/L	LLSSN42	LLP14	LLCL14	LLCS108	—	—	—	HKY30R
	140R/L	LLSSN42	LLP14	LLCL14	LLCS108	—	—	—	HKY30R
	150R/L	LLSSN63	LLP16	LLCL16	LLCS110	—	—	—	HKY40R
	163R/L	LLSSN63	LLP16	LLCL16	LLCS110	—	—	—	HKY40R
DPTF	150R/L	LLSTN42	LLP14	LLCL14	LLCS108	—	—	—	HKY30R
	163R/L	LLSTN42	LLP14	LLCL14	LLCS108	—	—	—	HKY30R
DPDU	132R/L	LLSDN42	LLP14	LLCL24	LLCS108	—	—	—	HKY30R
DPDH	140R/L	LLSDN42	LLP14	LLCL24	LLCS108	—	—	—	HKY30R
DPDZ	* 150R/L	LLSDN53	LLP15	LLCL15	LLCS208	—	—	—	HKY30R
DPCL	150R/L	LLSCN63	LLP16	LLCL16	LLCS110	—	—	—	HKY40R
	163R/L	LLSCN63	LLP16	LLCL16	LLCS110	—	—	—	HKY40R
DPVP	150R/L	PV322	P11S	—	HSP05008C	—	—	E03	HKY25R
DCTU	132R/L	PT32	BCP201	—	—	C4	CBT3N	—	HKY30R
	140R/L	PT42	BCP251	—	—	C5	CBT4F	—	HKY40R
	150R/L	PT42	BCP251	—	—	C5	CBT4F	—	HKY40R

*DPDH150R/L can be compatible with 140R/L.

D TYPE (FOR GROOVING AND THREADING)

Old Type Tool Number		Lock Pin	Lock Screw	Stop Ring	Wrench
Type	Size				
DPT2	132R	P21S	HSP08014	E01	HKY40R
	140R	P21S	HSP08014	E01	HKY40R
DPT4	132R	P21S	HSP08014	E01	HKY40R
	140R	P21S	HSP08014	E01	HKY40R

F TYPE (FOR GROOVING AND THREADING)

Old Type Tool Number		Clamp Bridge	Clamp Set	Clamp Screw	Shim	Shim Pin	Stop Ring	Wrench
Type	Size							
FCL5	116R/L	LK1	—	HBH04012	—	—	—	HKY25R
	120R/L	LK1	—	HBH04012	—	—	—	HKY25R
	125R/L	LK1	—	HBH04012	—	—	—	HKY25R
	132R/L	LK1	—	HBH04012	—	—	—	HKY25R
	216R/L	LK1	—	HBH04012	—	—	—	HKY25R
	220R/L	LK1	—	HBH04012	—	—	—	HKY25R
	225R/L	LK1	—	HBH04012	—	—	—	HKY25R
NTF	M16R	—	C3	—	—	—	—	HKY25R
	Q20R	—	C4	—	—	—	—	HKY30R
	R25R	—	C4	—	—	—	—	HKY30R
	R216R	—	C3	—	—	—	—	HKY25R
	S220R	—	C4	—	—	—	—	HKY30R
	T225R	—	C4	—	—	—	—	HKY30R
SNTF	K16R11	—	—	TS25	—	—	—	TKY08F
	M16R	—	—	CS350860T	—	—	—	TKY15F
	P20R	SETK51	—	SETS51	CT32T1	HFC03008	CR4	TKY15F HKY20R
	R25R	SETK51	—	SETS51	CT32T1	HFC03008	CR4	TKY15F HKY20R
	M210R11	—	—	TS25	—	—	—	TKY08F
	Q212R11	—	—	TS25	—	—	—	TKY08F
	R216R	—	—	CS350860T	—	—	—	TKY15F
	S220R	SETK51	—	SETS51	CT32T1	HFC03008	CR4	TKY15F
T225R	SETK51	—	SETS51	CT32T1	HFC03008	CR4	TKY15F	
FCDG4	120R/L3M	—	BC5	—	—	—	—	TKY20R
	125R/L3M	—	BC5	—	—	—	—	TKY20R
	132R/L3M	—	BC5	—	—	—	—	TKY20R
	120R/L4M	—	BC5	—	—	—	—	TKY20R
	125R/L4M	—	BC5	—	—	—	—	TKY20R
	132R/L4M	—	BC5	—	—	—	—	TKY20R
	125R/L5M	—	BC5	—	—	—	—	TKY20R
	132R/L5M	—	BC5	—	—	—	—	TKY20R
FCDG4	120R/L4J	—	BC5	—	—	—	—	TKY20R
	125R/L4J	—	BC5	—	—	—	—	TKY20R
	132R/L4J	—	BC5	—	—	—	—	TKY20R
	125R/L5J	—	BC5	—	—	—	—	TKY20R
	132R/L5J	—	BC5	—	—	—	—	TKY20R

UNIT

Old Type Tool Number	Washer Screw	Bush Screw	Wrench	Bush	Washer	Leaf Spring
NA1	HFC03008	HY-A1	HKY20R	The parts above are not sold separately as accuracy can only be guaranteed by having the complete set. Please contact us for questions about parts replacement.		
NV1	HFC03008	HY-V1	HKY20R			
NA2	HSC03010	HY2	HKY20R HKY25R			
NV2	HSC03010	HY2	HS-N2 HKY25R			
NA3	HSC04010	HY3	HKY20R HKY30R			
NV3	HSC04010	HY3	HKY20R HKY30R			
NA4	HSC05012	HY4	HKY30R HKY40R			
NV4	HSC05012	HY4	HKY30R HKY40R			

CARTRIDGE

Old Type Tool Number	Clamp Lever	Clamp Screw	Shim	Shim Pin	Spanner	Wrench
NASP11	—	CS250T	—	—	HR12	TKY08F
NVSP11	—	CS250T	—	—	HR12	TKY08F
NASP21	—	CS300890T	—	—	HR12	TKY08F
NVSP21	—	CS300890T	—	—	HR12	TKY08F
NAPN21	LLCL12S	LLCS103	—	—	HR12	HKY20F
NVPN21	LLCL12S	LLCS103	—	—	HR12	HKY20F
NASP31	—	CS300890T	—	—	HR34	TKY08F
NVSP31	—	CS300890T	—	—	HR34	TKY08F
NAPN31	LLCL12S	LLCS103	—	—	HR34	HKY20F
NVPN31	LLCL12S	LLCS103	—	—	HR34	HKY20F
NAPN41	LLCL13	LLCS106	LLSTN32	LLP13	HR34	HKY25F
NVPN41	LLCL13	LLCS106	LLSTN32	LLP13	HR34	HKY25F

SPARE PARTS

AF5000 TYPE

Old Type Tool Number	Wedge	Clamp Screw	Adjust Screw	Wrench	Wrench	Recommended Cutter
AF5000 Type	CWAF5R/L	LS10T	KS1S	TKY25T	HKY15R	NF10000 Type

BAP300 TYPE

Old Type Tool Number	Clamp Screw	Wrench	Recommended Cutter
BAP300 Type	TS25	TKY08F	APX3000 Type

BAP400 TYPE

Old Type Tool Number	Clamp Screw	Wrench	Recommended Cutter
BAP400-040A04R	TS43	TKY15F	APX4000 Type
BAP400-050A05R	TS43	TKY15F	
BAP400-063A06R	TS43	TKY15F	
BAP400R0307C	TS43	TKY15F	
BAP400R0408D	TS43	TKY15F	
BAP400R0509E	TS43	TKY15D	
BAP400R0610E	TS43	TKY15D	

BF407 TYPE

Old Type Tool Number	Wedge	Clamp Screw	Setting Screw	Wrench	Recommended Cutter
BF407R0812K	CWSF407TR2	LS15T	CAS51T	TKY25T	—
BF407R1016K	CWSF407TR2	LS15T	CAS51T	TKY25T	
BF407R1218P	CWSF407TR2	LS15T	CAS51T	TKY25T	

BN425 TYPE

Old Type Tool Number	Wedge	Clamp Screw	Wrench	Recommended Cutter
BN425 Type	CWS43SNN	LS14T	TKY25T	—

BOE TYPE

Old Type Tool Number	Set Bolt	Set Bolt	Clamp Screw	Wrench (Insert)	Wrench (Set Bolt)	Recommended Cutter
BOER0202B	LS21	—	CS501290T	TKY25T	HKY50R	OCTACUT Type
BOE-050A02R	LS20	—	CS501290T	TKY25T	HKY50R	
BOER2H03B	—	BOES101	CS501290T	TKY25T	HKY80R	
BOE-063A03R	—	BOES101	CS501290T	TKY25T	HKY80R	
BOER0304C	—	—	CS501290T	TKY25T	—	
BOER0405D	—	HSC16035	CS501290T	TKY25T	—	

BSX400 TYPE

Old Type Tool Number	Clamp Screw	Wrench	Recommended Cutter
BSX400R05004A	TS43	TKY15F	ASX400 Type
BSX400R06305A	TS43	TKY15F	
BSX400R08006C	TS43	TKY15F	
BSX400R10008D	TS43	TKY15F	
BSX400R12510E	TS43	TKY15D	
BSX400R16012E	TS43	TKY15D	

BSX500 TYPE

Old Type Tool Number	Clamp Screw	Shim Screw	Shim	Wrench	Recommended Cutter
BSX500 Type	CSF401260T	WCS604010H	STBS500N	TKY20D	ASX400 Type

BXD7000 TYPE

Old Type Tool Number	Clamp Screw	Wrench	Recommended Cutter
BXD7000 Type	TS5SL	TKY25D	AXD7000 Type

BZC400 TYPE

Old Type Tool Number	Clamp Screw	Set Bolt	Wrench (Wedge)	Wrench (Set Bolt)	Recommended Cutter
BZC400-032A03R	CS350990T	LS24	TKY10F	HKY40R	APX4000 Type
BZC400-040A04R	CS350990T	—	TKY10F	—	
BZC400R0408D	CS350990T	—	TKY10F	—	

E404 TYPE

Old Type Tool Number	Locator	Locator Screw	Shim	Shim Screw	Wedge	Clamp Screw (Wedge)	Wrench	Wrench	Recommended Cutter
E404 Type	SSE41R	SPS1	SCD43	STS1	CWS3R/L	WS1	TKY10R	TKY25T	—

FN548 TYPE

Old Type Tool Number	Wedge	Clamp Screw	Wrench	Wrench	Hexagonal Head	Recommended Cutter
FN548 Type	CWS4	LS14	HKY40T	120QSPK x 80 (KANNON-SEIKI CO.)	6.35□ x 4 (KYOKUTO MFG CO.)	—

LSE445 TYPE

Old Type Tool Number	Shim	Shim Screw	Wedge	Clamp Screw	Wrench (Wedge)	Wrench	Recommended Cutter
LSE445 Type	STBE445NF	CS300890T	CWSE445TR	LS15T	TKY25T	TKY08F	ASX445 Type

SPARE PARTS

MG300, 400 TYPE

Old Type Tool Number	Clamp Screw	Wrench	Recommended Cutter
MG300 Type	CS350990T	TKY10F	—
MG400 Type	CS451190T	TKY20F	ASX400 Type

MG345, 445 TYPE

Old Type Tool Number	Clamp Screw	Wrench	Recommended Cutter
MG345 Type	CS350990T	TKY10F	ASX445 Type
MG445 Type	CS451190T	TKY20F	

MGP445 TYPE

Old Type Tool Number	Clamp Screw	Wrench	Recommended Cutter
MGP445 Type	CS401160T	TKY15D	ASX445 Type

MSD445 TYPE

Old Type Tool Number	Wedge	Clamp Screw	Wrench	Recommended Cutter
MSD445 Type	CWMSE445R2	LS15T	TKY25T	ASX445 Type

MSE445 TYPE

Old Type Tool Number	Wedge	Clamp Screw	Wrench	Recommended Cutter
MSE445 Type	CWMSE445R2	LS15T	TKY25T	ASX445 Type

NR10000 TYPE

Old Type Tool Number	Wedge	Clamp Screw	Adjusting Wedge	Adjusting Screw	Clamp Screw	Wrench	Recommended Cutter
NR10000 Type	CWAF10R2	LS10T	CWAF10N	LS15T	CSAF10	TKY25T	—

P425, P525 TYPE

Old Type Tool Number	Locator	Locator Screw	Shim	Shim Screw	Wedge	Clamp Screw (Wedge)	Wrench	Wrench	Recommended Cutter
P425 Type	SSP41R	SPS1	SCP431R/L	STS1	CWS1R/L	WS1	TKY10R	TKY25T	ASX445 Type
P525 Type	SSP51R	SPS1	SCP521R/L	STS1	CWS1R/L	WS1	TKY10R	TKY25T	SE515 Type

QBF407 TYPE

Old Type Tool Number	Wedge	Clamp Screw	Setting Screw	Guide Plate	Stop Screw	Wrench	Recommended Cutter
QBF407R0304Q	CWSF407TR1	LS15T	CAS51T	QPAR1	TFC04010	TKY20R TKY25T	—
QBF407R0406Q	CWSF407TR1	LS15T	CAS51T	QPAR1	TFC04010	TKY20R TKY25T	
QBF407R0508Q	CWSF407TR2	LS15T	CAS51T	QPAR1	TFC04010	TKY20R TKY25T	

QBP415 TYPE

Old Type Tool Number	Shim	Shim Pin	Wedge-T	Clamp Screw	Wrench	Recommended Cutter
QBP415 Type	STSP415R	TS32	QWGR1	LS10T	TKY25T	—

QF10000 TYPE

Old Type Tool Number	Wedge	Clamp Screw	Guide Plate	Stop Screw	Adjusting Wedge	Adjusting Screw	Stop Screw	Wrench	Recommended Cutter
QF10000 Type	CWAF10R3	LS15T	QPCR1	TFC04010	CWAF10N	LS10T	CSAF10	TKY20T TKY25T	—

QSE415 TYPE

Old Type Tool Number	Wedge	Clamp Screw	Setting Screw	Guide Plate	Stop Screw	Wrench	Recommended Cutter
QSE415 Type	CWSF407TR3	LS15T	CAS51T	QPAR1	TFC04010	TKY20R TKY25T	—

SE300 TYPE

Old Type Tool Number	Locator	Locator (Wiper)	Wedge-T	Wedge-S	Wedge-S (Wiper)	Clamp Screw	Wrench	Recommended Cutter
SE300 Type	SPSE300R	SPSEW300R	CWNSE300TR	CWSE300SN	CWSEW300SN	LS10T	TKY25T	—

SE400 TYPE

Old Type Tool Number	Locator	Locator (Wiper)	Wedge-T	Wedge-S	Clamp Screw	Wrench	Recommended Cutter
SE400 Type	SPSE400R	SPSEW400R	CWSE400TN	CWSE400SN	LS15T (SE400R0304C:LS10T)	TKY25T	—

SHP400 TYPE

Old Type Tool Number	Locator	Wedge-T	Clamp Screw	Locator Screw	Wrench (Wedge)	Wrench (Locator)	Recommended Cutter
SHP400 Type	SPSHP400R/L	CWSE300TR/L	LS10T	TS32	TKY25T	TKY08F	ASX400 Type

VIP400 TYPE

Old Type Tool Number	Clamp Screw	Wrench	Recommended Cutter
VIP400 Type	CS501160T	TKY20F	ASX400 Type

VIP445 TYPE

Old Type Tool Number	Clamp Screw	Wrench	Recommended Cutter
VIP445 Type	CS501160T	TKY20F	ASX445 Type

VSD645 TYPE

Old Type Tool Number	Locator	Locator Screw	Clamp Screw	Adjust Screw	Wrench (Insert)	Wrench	Recommended Cutter
VSD645 Type	NE04R30	SE03-65	SE02-81	SA04-47	TKY15D	HKY30R	ASX445 Type

SPARE PARTS

BAE TYPE

Old Type Tool Number	Clamp Screw	Wrench	Recommended End Mill
BAE500R161S16	TS42	TKY15F	APX4000 Type
BAE500R201S20	TS42	TKY15F	
BAE500R252S25	TS42	TKY15F	
BAE500R323S32	TS4	TKY15F	
BAE500R403S32	TS4	TKY15F	
BAE500R504S32	TS4	TKY15F	
BAE600 Type	TS52	TKY25F	

BAP400 TYPE

Old Type Tool Number	Clamp Screw	Wrench	Recommended End Mill
BAP400R252S25	TS4	TKY15F	APX4000 Type
BAP400R323S32	TS43	TKY15F	
BAP400R404S32	TS43	TKY15F	
BAP400R505S32	TS43	TKY15F	
BAP400R636S32	TS43	TKY15F	

BAEP400 (Long Cutting Edge Type) TYPE

Old Type Tool Number	Clamp Screw	Wrench	Recommended End Mill
BAP400R4008ES42	TS43	TKY15F	APX4000 Type
BAP400R5012ES58	TS43	TKY15F	
BAP400R06308C	TS43	TKY15F	
BAP400R08012D	TS43	TKY15F	
BAP400R06312A27	TS43	TKY15F	
BAP400R08018A27	TS43	TKY15F	

BOE TYPE

Old Type Tool Number	Clamp Screw	Wrench	Recommended End Mill
BOE Type	CS501290T	TKY25T	OCTACUT Type

BRE TYPE

Old Type Tool Number	Clamp Screw	Clamp Bridge	Clamp Screw (Bridge)	Spring	Wrench	Recommended End Mill
BRE Type	TS5S	AMS5	BRS105	ASS3	TKY25R	BRP Type

BSX300 TYPE

Old Type Tool Number	Clamp Screw	Wrench	Recommended End Mill
BSX300 Type	TS32	TKY08F	APX3000 Type

BSX400 TYPE

Old Type Tool Number	Clamp Screw	Wrench	Recommended End Mill
BSX400 Type	TS43	TKY15F	ASX400 Type

BSX500 TYPE

Old Type Tool Number	Clamp Screw	Shim Screw	Shim	Wrench	Recommended End Mill
BSX500 Type	CSF401260T	WCS604010H	STBS500N	TKY20D	ASX400 Type

BXD7000 TYPE

Old Type Tool Number	Clamp Screw	Wrench	Recommended End Mill
BXD7000R251SA25SA/B	TS5S	TKY25D	AXD7000 Type
BXD7000R321SA32SA/B	TS5S	TKY25D	
BXD7000R402SA42SA/B	TS5SL	TKY25D	

BZC400 TYPE

Old Type Tool Number	Clamp Screw	Wrench	Recommended End Mill
BZC400 Type	CS350990T	TKY10F	APX4000 Type

CV TYPE

Old Type Tool Number	Clamp Screw	Clamp Bridge	Clamp Screw (Bridge)	Spring	Wrench	Recommended End Mill
CV10R253S32	TS4	AMS3	BRS103	ASS2	TKY15R	BRP Type
CV12R323S32	TS4	AMS3	BRS103	ASS2	TKY15R	
CV16R403S32	TS5	AMS5	BRS105	ASS3	TKY25R	

CV20 TYPE

Old Type Tool Number	Clamp Screw	Wedge	Wrench	Recommended End Mill
CV20R403S32	LS14T	CWCV20	TKY25T	—

DCSD, DCSN TYPE

Old Type Tool Number	Holder			Cartridge					Wrench	Recommended End Mill
	Shim	Shim Screw	Clamp Screw	Body	Shim	Shim Screw	Clamp Screw	Wrench		
DCSDR2063SN	—	—	TS5S	JKDS4	—	—	DKS5	HKY40R	TKY25T	SPX Type
DCSDR2063LN	—	—	TS5S	JKDS4	—	—	DKS5	HKY40R	TKY25T	
DCSDR2080SN	—	—	TS5S	JKDS4	—	—	DKS5	HKY40R	TKY25T	
DCSDR2100SN	—	—	TS5S	JKDS4	—	—	DKS5	HKY40R	TKY25T	
DCSNR2063SN	JENS42	JSS7	TS5L	JKNS4	JENS42	JSS7	DKS5	HKY40R	TKY25T	
DCSNR2063LN	JENS42	JSS7	TS5L	JKNS4	JENS42	JSS7	DKS5	HKY40R	TKY25T	
DCSDR2063SB	—	—	TS5S	JKDS4	—	—	DKS5	HKY40R	TKY25T	
DCSDR2063LN	—	—	TS5S	JKDS4	—	—	DKS5	HKY40R	TKY25T	
DCSNR2063SB	JENS42	JSS7	TS5L	JKNS4	JENS42	JSS7	DKS5	HKY40R	TKY25T	
DCSDR2080SA	—	—	TS5S	JKDS4	—	—	DKS5	HKY40R	TKY25T	
DCSNR2080SA	JENS42	JSS7	TS5L	JKNS4	JENS42	JSS7	DKS5	HKY40R	TKY25T	

ECMP TYPE

Old Type Tool Number	Clamp Screw	Wrench	Recommended End Mill
ECMP252S25	TS4	TKY15R	—
ECMP322S32	TS5	TKY25R	
ECMP402S42	TS5	TKY25R	

FF3000 TYPE

Old Type Tool Number	Shim	Lock Pin	Wrench	Recommended End Mill
FF3000 Type	FFSS	FFP	HKY25L	—

FSTE TYPE

Old Type Tool Number	Locator	Wedge	Clamp Screw	Locator Screw	Wrench	Recommended End Mill
FSTE Type	TS441R	CWFSTE	LS10T	CPM03008	TKY25T	ASX400 Type

SPARE PARTS

MG200, 300 TYPE

Old Type Tool Number	Clamp Screw	Wrench	Recommended End Mill
MG200 Type	CS300890T	TKY08F	—
MG300 Type	CS350990T	TKY10F	ASX400 Type

MG245, 345 TYPE

Old Type Tool Number	Clamp Screw	Wrench	Recommended End Mill
MG245 Type	CS300890T	TKY08F	ASX445 Type
MG345 Type	CS350990T	TKY10F	

MSE445 TYPE

Old Type Tool Number	Wedge	Clamp Screw	Wrench	Recommended End Mill
MSE445 Type	CWMSE445R1	LS15T	TKY25T	ASX445 Type

SRE TYPE

Old Type Tool Number	Clamp Screw	Clamp Bridge	Stop Ring	Wrench	Recommended End Mill
SRER100SS16	TS253	—	—	TKY08F	AQX Type
SRER120SS16	TS3	—	—	TKY08F	
SRER140SS16	TS3	—	—	TKY08F	
SRER160SS16	TS35	—	—	TKY10F	
SRER180SS20	TS35	—	—	TKY10F	
SRER200SS20	SRS5	SRK1R	CR4	TKY20F	
SRER200SL20	SRS5	SRK1R	CR4	TKY20F	
SRER250SS25	SRS5	SRK1R	CR4	TKY20F	
SRER250SL25	SRS5	SRK1R	CR4	TKY20F	
SRER300SS32	SRS5	SRK1R	CR4	TKY20F	
SRER300SL32	SRS5	SRK1R	CR4	TKY20F	

SE300 TYPE

Old Type Tool Number	Locator	Wedge-T	Wedge-S	Clamp Screw	Wrench	Recommended End Mill
SE300 Type	SPSE300R	CWNSE300TR	CWSE300SN	LS10T	TKY25T	—

SHP400 TYPE

Old Type Tool Number	Locator	Wedge-T	Clamp Screw	Locator Screw	Wrench (Insert)	Wrench (Locator)	Recommended End Mill
SHP400 Type	SPSHP400R	CWSE300TR	LS10T	TS32	TKY25T	TKY08F	ASX400 Type

VIPER TYPE

Old Type Tool Number	Clamp Screw	Wrench	Recommended End Mill
VIPER Type	CS400990T	TKY15D	SPX Type

ZR TYPE

Old Type Tool Number	Clamp Screw	Wrench	Recommended End Mill
ZR202C/T	TS25	TKY08F	—
ZR252C/T	CS300890T	TKY08F	
ZR322C/T	CS300990T	TKY10F	
ZR402C/T	CS451190T	TKY20F	
ZR502C/T	CS451190T	TKY20F	

FBE2 TYPE

Old Type Tool Number	Clamp Screw	Wrench	Recommended End Mill
FBE2200SM	CS300590T	TKY08R	SRF Type
FBE2250SM	CS350790T	TKY10R	
FBE2300SM	CS400990T	TKY15R	
FBE2200SF	CS300590T	TKY08R	
FBE2250SF	CS350790T	TKY10R	
FBE2300SF	CS400990T	TKY15R	

TBE1/TBE2 TYPE

Old Type Tool Number	Clamp Screw		Wrench				Recommended End Mill
	R	Peripheral	R		Peripheral		
TBE1100SS	TS3	—	TKY08F	—	—	—	SRM2 Type
TBE1100SM	TS3	—	TKY08F	—	—	—	
TBE1100S	TS3	—	TKY08F	—	—	—	
TBE1150S	CS300790TS	—	—	TKY10R	—	—	
TBE1200S	CS400990T	—	—	TKY15R	—	—	
TBE1250S	CS400990T	—	—	TKY15R	—	—	
TBE1300S	CS501290T	—	—	TKY25R	—	—	
TBE2200S	CS350790T	—	—	TKY10R	—	—	
TBE2200SM	CS350790T	—	—	TKY10R	—	—	
TBE2250S	CS400990T	—	—	TKY15R	—	—	
TBE2250SM	CS400990T	—	—	TKY15R	—	—	
TBE2300S	CS501290T	—	—	TKY25R	—	—	
TBE2300SM	CS501290T	—	—	TKY25R	—	—	
TBE1150SU	CS300790TS	—	—	TKY10R	—	—	
TBE1200SU	CS400990T	—	—	TKY15R	—	—	
TBE1250SU	CS400990T	—	—	TKY15R	—	—	
TBE1300SU	CS501290T	—	—	TKY25R	—	—	
TBE2200SU	CS350790T	—	—	TKY10R	—	—	
TBE2250SU	CS400990T	—	—	TKY15R	—	—	
TBE2300SU	CS501290T	—	—	TKY25R	—	—	
TBE1200SL	CS400990T	TS3	—	TKY15R	TKY08F	—	
TBE1250SL	CS400990T	TS3	—	TKY15R	TKY08F	—	
TBE1300SL	CS501290T	TS4	—	TKY25R	—	TKY15R	
TBE2200SL	CS350790T	CS350790T	—	TKY10R	—	TKY10R	
TBE2250SL	CS400990T	CS400990T	—	TKY15R	—	TKY15R	
TBE2300SL	CS501290T	CS400990T	—	TKY25R	—	TKY15R	

TBE2 TYPE

Old Type Tool Number	Clamp Screw	Wrench	Recommended End Mill
TBE2150S/SM/SU	TS254	TKY08F	SRM2 Type
TBE2160S/SM/SU	TS254	TKY08F	

TRM2 TYPE

Old Type Tool Number	Clamp Screw		Wrench		Recommended End Mill
	Inner, Outer	Peripheral	Inner, Outer	Peripheral	
TRM2200SM	CS300790TS	—	TKY10R	—	SRM2 Type
TRM2250SM	CS400990T	—	TKY15R	—	
TRM2300SM	CS501290T	—	TKY25R	—	
TRM2200SL	CS300790TS	TS3	TKY10R	TKY08F	
TRM2250SL	CS400990T	TS3	TKY15R	TKY08F	
TRM2300SL	CS501290T	TS4	TKY25R	TKY15R	
TRM2200SF	CS300790TS	TS3	TKY10R	TKY08F	
TRM2250SF	CS400990T	TS3	TKY15R	TKY08F	
TRM2300SF	CS501290T	TS4	TKY25R	TKY15R	

SPARE PARTS

TASS TYPE (STANDARD)

Old Type Tool Number	Clamp Screw	Wrench	Recommended Drill
TASS1600S32	TS202	TKY06F	TAF Drill
TASS1700S32	TS202	TKY06F	
TASS1800S32	TS202	TKY06F	
TASS1900S32	TS202	TKY06F	
TASS2000S32	TS25	TKY08F	
TASS2100S32	TS25	TKY08F	
TASS2200S32	TS25	TKY08F	
TASS2300S32	TS25	TKY08F	
TASS2400S32	TS25	TKY08F	
TASS2500S32	TS32	TKY08F	
TASS2600S32	TS32	TKY08F	
TASS2700S32	TS32	TKY08F	
TASS2800S32	TS32	TKY08F	
TASS2900S32	TS32	TKY08F	
TASS3000S32	TS43	TKY15F	
TASS3100S32	TS43	TKY15F	
TASS3200S32	TS43	TKY15F	
TASS3300S40	TS43	TKY15F	
TASS3400S40	TS43	TKY15F	
TASS3500S40	TS43	TKY15F	
TASS3600S40	TS43	TKY15F	

TASS TYPE (FLANGE)

Old Type Tool Number	Clamp Screw	Wrench	Recommended Drill
TASS1600C20	TS202	TKY06F	TAF Drill
TASS1650C20	TS202	TKY06F	
TASS1700C20	TS202	TKY06F	
TASS1750C20	TS202	TKY06F	
TASS1800C20	TS202	TKY06F	
TASS1850C20	TS202	TKY06F	
TASS1900C20	TS202	TKY06F	
TASS1950C20	TS202	TKY06F	
TASS2000C20	TS25	TKY08F	
TASS2100C25	TS25	TKY08F	
TASS2200C25	TS25	TKY08F	
TASS2300C25	TS25	TKY08F	
TASS2400C25	TS25	TKY08F	
TASS2500C25	TS32	TKY08F	
TASS2600C25	TS32	TKY08F	
TASS2700C25	TS32	TKY08F	
TASS2800C25	TS32	TKY08F	
TASS2900C25	TS32	TKY08F	
TASS3000C25	TS43	TKY15F	
TASS3100C32	TS43	TKY15F	
TASS3200C32	TS43	TKY15F	
TASS3300C32	TS43	TKY15F	
TASS3400C32	TS43	TKY15F	
TASS3500C32	TS43	TKY15F	
TASS3600C32	TS43	TKY15F	
TASS3700C32	TS43	TKY15F	
TASS3800C32	TS43	TKY15F	
TASS3900C32	TS43	TKY15F	
TASS4000C32	TS5	TKY25F	
TASS4100C32	TS5	TKY25F	
TASS4200C40	TS5	TKY25F	
TASS4300C40	TS5	TKY25F	
TASS4400C40	TS5	TKY25F	
TASS4500C40	TS5	TKY25F	
TASS4600C40	TS5	TKY25F	
TASS4700C40	TS5	TKY25F	
TASS4800C40	TS5	TKY25F	
TASS4900C40	TS5	TKY25F	
TASS5000C40	TS32	TKY08F	

TAGS TYPE				TAGM TYPE			
Old Type Tool Number	Clamp Screw	Wrench	Recommended Drill	Old Type Tool Number	Clamp Screw	Wrench	Recommended Drill
TAGS1600F25	TS2	TKY06F	TAF Drill	TAGM1600F25	TS2	TKY06F	TAF Drill
TAGS1700F25	TS2	TKY06F		TAGM1700F25	TS2	TKY06F	
TAGS1800F25	TS2	TKY06F		TAGM1800F25	TS2	TKY06F	
TAGS1900F25	TS2	TKY06F		TAGM1900F25	TS2	TKY06F	
TAGS2000F25	TS25	TKY08F		TAGM2000F25	TS25	TKY08F	
TAGS2100F25	TS25	TKY08F		TAGM2100F25	TS25	TKY08F	
TAGS2200F25	TS25	TKY08F		TAGM2200F25	TS25	TKY08F	
TAGS2300F25	TS25	TKY08F		TAGM2300F25	TS25	TKY08F	
TAGS2400F25	TS25	TKY08F		TAGM2400F25	TS25	TKY08F	
TAGS2500F32	TS3	TKY08F		TAGM2500F32	TS3	TKY08F	
TAGS2600F32	TS3	TKY08F		TAGM2600F32	TS3	TKY08F	
TAGS2700F32	TS3	TKY08F		TAGM2700F32	TS3	TKY08F	
TAGS2800F32	TS3	TKY08F		TAGM2800F32	TS3	TKY08F	
TAGS2900F32	TS3	TKY08F		TAGM2900F32	TS3	TKY08F	
TAGS3000F40	TS4	TKY15F		TAGM3000F40	TS4	TKY15F	
TAGS3100F40	TS4	TKY15F		TAGM3100F40	TS4	TKY15F	
TAGS3200F40	TS4	TKY15F		TAGM3200F40	TS4	TKY15F	
TAGS3300F40	TS4	TKY15F		TAGM3300F40	TS4	TKY15F	
TAGS3400F40	TS4	TKY15F		TAGM3400F40	TS4	TKY15F	
TAGS3500F40	TS4	TKY15F		TAGM3500F40	TS4	TKY15F	
TAGS3600F40	TS4	TKY15F		TAGM3600F40	TS4	TKY15F	
TAGS3700F40	TS4	TKY15F		TAGM3700F40	TS4	TKY15F	
TAGS3800F40	TS4	TKY15F		TAGM3800F40	TS4	TKY15F	
TAGS3900F40	TS4	TKY15F		TAGM3900F40	TS4	TKY15F	
TAGS4000F40	TS5	TKY25F		TAGM4000F40	TS5	TKY25F	
TAGS4100F40	TS5	TKY25F		TAGM4100F40	TS5	TKY25F	
TAGS4200F40	TS5	TKY25F		TAGM4200F40	TS5	TKY25F	
TAGS4300F40	TS5	TKY25F		TAGM4300F40	TS5	TKY25F	
TAGS4400F40	TS5	TKY25F		TAGM4400F40	TS5	TKY25F	
TAGS4500F40	TS5	TKY25F		TAGM4500F40	TS5	TKY25F	
TAGS4600F40	TS5	TKY25F		TAGM4600F40	TS5	TKY25F	
TAGS4700F40	TS5	TKY25F		TAGM4700F40	TS5	TKY25F	
TAGS4800F40	TS5	TKY25F		TAGM4800F40	TS5	TKY25F	
TAGS4900F40	TS5	TKY25F		TAGM4900F40	TS5	TKY25F	
TAGS5000F40	TS3	TKY08F		TAGM5000F40	TS3	TKY08F	
TAGS5100F40	TS3	TKY08F		TAGM5100F40	TS3	TKY08F	
TAGS5200F40	TS3	TKY08F		TAGM5200F40	TS3	TKY08F	
TAGS5300F40	TS3	TKY08F		TAGM5300F40	TS3	TKY08F	
TAGS5400F40	TS3	TKY08F		TAGM5400F40	TS3	TKY08F	
TAGS5500F40	TS4	TKY15F		TAGM5500F40	TS4	TKY15F	
TAGS5600F40	TS4	TKY15F		TAGM5600F40	TS4	TKY15F	
TAGS5700F40	TS4	TKY15F		TAGM5700F40	TS4	TKY15F	
TAGS5800F40	TS4	TKY15F		TAGM5800F40	TS4	TKY15F	
TAGS5900F40	TS4	TKY15F		TAGM5900F40	TS4	TKY15F	

SPARE PARTS

SPARE PARTS

TAB TYPE

Old Type Tool Number	Clamp Screw	Plug	Wrench	Recommended Drill
TAB1700S32	TS3	PT1/4	TKY08D	TAF Drill
TAB1800S32	TS3	PT1/4	TKY08D	
TAB1900S32	TS3	PT1/4	TKY08D	
TAB2000S32	TS32	PT1/4	TKY08D	
TAB2100S32	TS32	PT1/4	TKY08D	
TAB2200S32	TS32	PT1/4	TKY08D	
TAB2300S32	TS32	PT1/4	TKY08D	
TAB2400S32	TS32	PT1/4	TKY08D	
TAB2500S32	TS32	PT1/4	TKY08D	
TAB2600S32	TS4	PT1/4	TKY15D	
TAB2700S32	TS4	PT1/4	TKY15D	
TAB2800S32	TS4	PT1/4	TKY15D	
TAB2900S32	TS4	PT1/4	TKY15D	
TAB3000S32	TS4	PT1/4	TKY15D	
TAB3100S32	TS4	PT1/4	TKY15D	
TAB3200S32	TS4	PT1/4	TKY15D	
TAB3300S40	TS5	PT1/4	TKY25D	
TAB3400S40	TS5	PT1/4	TKY25D	
TAB3500S40	TS5	PT1/4	TKY25D	
TAB3600S40	TS5	PT1/4	TKY25D	
TAB3700S40	TS5	PT1/4	TKY25D	
TAB3800S40	TS5	PT1/4	TKY25D	
TAB3900S40	TS5	PT1/4	TKY25D	
TAB4000S40	TS5	PT1/4	TKY25D	
TAB4100S40	TS5	PT1/4	TKY25D	
TAB4200S40	TS5	PT1/4	TKY25D	
TAB4300S40	TS5	PT1/4	TKY25D	
TAB4400S40	TS5	PT1/4	TKY25D	
TAB4500S40	TS5	PT1/4	TKY25D	

NPX TYPE

Old Type Tool Number	Clamp Screw	Wrench	Recommended Drill
NPXM2000S25	TS3	TKY08F	TAW Drill
NPXM2100S25	TS3	TKY08F	
NPXM2200S25	TS3	TKY08F	
NPXM2300S25	TS35	TKY10F	
NPXM2400S32	TS35	TKY10F	
NPXM2500S32	TS35	TKY10F	
NPXM2600S32	TS35	TKY10F	
NPXM2700S32	TS4	TKY15F	
NPXM2800S32	TS4	TKY15F	
NPXM2900S32	TS4	TKY15F	
NPXM3000S32	TS4	TKY15F	